


**REPUBLIC OF NAURU
WHOLE OF GOVERNMENT**



FINANCIAL STATEMENTS

for the Year Ended 30 June 2016

STATEMENT OF RESPONSIBILITY

In accordance with Section 10 of the Audit Act 1973, we are pleased to present the Financial Statements of the Government of Nauru for the Year Ended 30 June 2016.

Basis of Work


We hereby declare that:

- We have been responsible for the preparation of these Financial Statements and the judgments made in them.
- We are responsible for establishing and maintaining a system of internal controls designed to provide reasonable assurances as to the integrity and reliability of financial reporting.
- In our opinion, these financial statements fairly reflect the financial position and operations of the Government of Nauru for the year ended 30 June 2016.


Limitation of Information and Work

The inclusion of assets and liabilities in the set of statements hindered the completion as there are no agreed depreciation policies for the GoN. This could have an impact on the total fair net asset value being declared in the statements. However, in our opinion and as declared above, these financial statements fairly reflect the true and accurate financial position and operations of Government.

The final Financial Statements were authorised for issue by the Honorable Minister for Finance on the 06th November, 2018.



Hon. David Adeang
Minister of Finance



Mr. Andy Cain
Secretary for Finance (Acting)

STATEMENT OF RECEIPTS AND PAYMENTS - (incl. ACCOUNT RECEIVABLES)

For the Year Ended 30/06/2016

The accompanying notes form part of these financial statements.

	Notes	<u>2015/16</u> <u>Actuals</u> <u>AUD\$</u>	<u>2015/16</u> <u>Rev Budget</u> <u>AUD\$</u>	<u>2014/15</u> <u>Actuals</u> <u>AUD\$</u>
<u>RECURRENT INCOME</u>				
Fishing Licenses	11	37,467,386	35,087,447	28,883,361
Custom Duties	12	17,951,992	13,391,910	8,923,352
Fuel Sales	13	0	764,365	16,656,396
Ronphos Royalties		0	3,972,109	0
Ronphos Dividends		40,195	0	0
Civil Aviation Revenue	14	2,935,710	3,258,319	1,707,385
Port Fees		1,282,520	1,229,732	1,295,761
Warehouse Sales		78,210	34,602	67,346
Telecom Tax & Dividends		1,024,650	840,000	601,898
Taxation Revenue		12,592,725	12,824,793	6,593,243
DJBC Operation		7,863,792	9,166,300	0
Other Income	15	10,800,720	14,941,616	3,685,030
Visa Revenues		33,100,113	28,643,160	18,370,310
Income from other SOE's		628,160	950,000	1,041,339
General Budget Support	25	4,368,805	3,339,214	7,335,990
TOTAL RECURRENT INCOME		130,134,978	128,443,567	95,161,411
<u>RECURRENT EXPENDITURE</u>				
Salary - Local	16	16,074,478	16,745,753	16,424,818
Staff Costs - Expatriates	17	18,243,429	18,270,188	7,793,417
Staff Training		702,933	819,888	460,238
Business Travel		5,026,673	5,371,279	3,528,158
Printing & Stationery		362,463	414,763	639,842
Office & House Rentals	18	3,438,606	3,504,626	2,975,629
Land Lease		6,108,709	6,878,561	6,642,183
Plants & Equipments (including R&M)	19	3,992,254	4,853,345	3,685,052
Special Projects		16,978,193	17,108,400	9,613,194
Warehouse Procurement		78,804	100,000	0
Fuel Purchase	20	1,030,825	1,061,353	17,735,288
Electricity Expenses		1,820,233	1,983,839	1,462,691
Telephone & Internet		906,560	929,592	630,726
Membership Fees		805,089	925,334	504,631
Social Welfare	21	2,928,964	3,251,194	2,572,116
Scholarships		1,010,371	1,020,591	860,412
Overseas Medical Expenses		7,663,212	7,667,000	5,084,588
Public Debts		1,900,471	1,900,930	5,824,922
Subsidies & Donations		11,161,012	10,925,732	3,214,631
Miscellaneous Expenses	22	28,998,765	30,921,398	12,411,431
TOTAL RECURRENT EXPENDITURE		129,232,042	134,653,765	102,063,965
RECURRENT SURPLUS / (DEFICIT)		902,935	(6,210,198)	(6,902,554)
<u>OTHER REVENUE AND EXPENDITURE</u>				
Gain (Loss) on Nauru Donor Funds Operation	5	2,079,925		(127,109)
Doubtful Debts Expense		0		0
TOTAL OTHER REVENUE AND EXPENDITURE		2,079,925		(127,109)
TOTAL SURPLUS / (DEFECIT)		2,982,860		(7,029,663)

STATEMENT OF RECEIPTS AND PAYMENTS - (CASH)
For the Year Ended 30/06/2016

The accompanying notes form part of these financial statements.

	Notes	<u>2015/16</u> <u>Actuals</u> <u>AUD\$</u>	<u>2015/16</u> <u>Rev Budget</u> <u>AUD\$</u>	<u>2014/15</u> <u>Actuals</u> <u>AUD\$</u>
<u>RECURRENT INCOME</u>				
Fishing Licenses	11	37,467,386	35,087,447	28,883,361
Custom Duties	12	17,951,992	13,391,910	8,923,352
Fuel Sales	13	0	764,365	16,656,396
Ronphos Royalties		0	3,972,109	0
Ronphos Dividends		40,195	0	0
Civil Aviation Revenue	14	2,936,180	3,258,319	1,707,835
Port Fees		1,282,520	1,229,732	1,295,761
Warehouse Sales		78,210	34,602	67,346
Telecom Tax & Dividends		1,024,650	840,000	601,898
Taxation Revenue		12,592,725	12,824,793	6,593,243
DJBC Operation		7,863,792	9,166,300	0
Other Income	15	10,800,720	14,941,616	3,685,831
Visa Revenues		24,808,083	28,643,160	18,370,310
Income from other SOE's		628,160	950,000	1,041,339
General Budget Support		4,368,805	3,339,214	7,335,990
TOTAL RECURRENT INCOME		<u>121,843,418</u>	<u>128,443,567</u>	<u>95,161,411</u>
<u>RECURRENT EXPENDITURE</u>				
Salary - Local	16	16,074,478	16,745,753	16,424,818
Staff Costs - Expatriates	17	18,243,429	18,270,188	7,793,417
Staff Training		702,933	819,888	460,238
Business Travel		5,026,673	5,371,279	3,528,158
Printing & Stationery		362,463	414,763	639,842
Office & House Rentals	18	3,438,606	3,504,626	2,975,629
Land Lease		6,104,077	6,878,561	6,642,183
Plants & Equipments (including R&M)	19	3,992,254	4,853,345	3,685,052
Special Projects		16,978,193	17,108,400	9,613,194
Warehouse Procurement		78,804	100,000	0
Fuel Purchase	20	1,030,825	1,061,353	17,735,288
Electricity Expenses		1,821,865	1,983,839	1,462,691
Telephone & Internet		906,560	929,592	630,726
Membership Fees		805,089	925,334	504,631
Social Welfare	21	2,928,964	3,251,194	2,572,116
Scholarships		1,010,371	1,020,591	860,412
Overseas Medical Expenses		7,663,212	7,667,000	5,084,588
Public Debts		1,900,471	1,900,930	5,824,922
Subsidies & Donations		11,161,012	10,925,732	3,214,631
Miscellaneous Expenses	22	28,998,765	30,921,398	12,411,431
TOTAL RECURRENT EXPENDITURE		<u>129,229,042</u>	<u>134,653,765</u>	<u>102,063,965</u>
RECURRENT SURPLUS / (DEFICIT)		<u>(7,385,625)</u>	<u>(6,210,198)</u>	<u>(6,902,554)</u>
<u>OTHER REVENUE AND EXPENDITURE</u>				
Gain (Loss) on Nauru Donor Funds Operation	5	2,079,925		(127,109)
Doubtful Debts Expense		0		0
TOTAL OTHER REVENUE AND EXPENDITURE		<u>2,079,925</u>		<u>(127,109)</u>
TOTAL SURPLUS / (DEFICIT)		<u>(5,305,700)</u>		<u>(7,029,663)</u>

STATEMENT OF ASSETS AND LIABILITIES

Prepared in accordance with Audit Act s10

For the Year Ended 30/06/2016

The accompanying notes form part of these financial statements.

	Notes	<u>2015/16</u> <u>AUD\$</u>	<u>2014/15</u> <u>AUD\$</u>
GOVERNMENT EQUITY			
Surplus / (Deficit)		(5,305,700)	(7,029,663)
Retained Earnings		(38,818,827)	(31,789,163)
TOTAL GOVERNMENT EQUITY		<u><u>(44,124,526)</u></u>	<u><u>(38,818,827)</u></u>
REPRESENTED BY:			
ASSETS			
Current Assets			
Cash & Cash Equivalents	1	14,414,495	20,276,073
Special Funds	2	20,400,000	10,125,566
Debtors	3	13,053,350	19,834,427
Total Current Assets		<u><u>47,867,845</u></u>	<u><u>50,235,815</u></u>
Non-Current Assets			
Plant and Equipments	4	854,818	1,130,005
Buildings	4	19,460,415	20,555,151
Development Funds (Aggregate)	5	15,836,660	15,516,779
Total Non-Current Assets		<u><u>36,151,893</u></u>	<u><u>37,201,935</u></u>
TOTAL ASSETS		<u><u>84,019,738</u></u>	<u><u>87,437,750</u></u>
LIABILITIES			
Less Current Liabilities			
Accounts Payables		4,682,019	5,751,947
Trade Credits - Domestic Debts	6	10,591,852	9,202,341
Creditors - External Debts	7	6,842,000	6,863,000
Total Current Liabilities		<u><u>22,115,871</u></u>	<u><u>21,817,288</u></u>
Less Non-Current Liabilities			
Domestic Debts (Loans/Borrowings)	8	63,788,226	63,795,463
External Debts (Loans/Borrowings)	9	42,240,167	40,643,826
Total Non-Current Liabilities		<u><u>106,028,393</u></u>	<u><u>104,439,289</u></u>
TOTAL LIABILITIES		<u><u>128,144,264</u></u>	<u><u>126,256,577</u></u>
TOTAL NET ASSETS		<u><u>(44,124,526)</u></u>	<u><u>(38,818,826)</u></u>

STATEMENT OF REVENUE AND EXPENDITURE BY HEADS

For the Year Ended 30/06/2016

The accompanying notes form part of these financial statements.

Budget Approved on Cash Basis

<u>Head</u> <u>Head of Revenue & Expenditure / Government Function</u>	<u>2015/16</u>	<u>2015/16</u>	<u>2014/15</u>
	<u>Actuals</u>	<u>Rev Budget</u>	<u>Actuals</u>
	<u>(AUD\$)</u>	<u>(AUD\$)</u>	<u>(AUD\$)</u>
RECURRENT REVENUE			
1 Presidency and State House (including GIO)	0	0	0
2 Ministerial	0	0	0
3 Chief Secretariat	319,089	25,700	77,718
4 Post and Philately	2,386	5,420	14,044
5 Audit	0	0	0
6 Parliament	0	0	0
7 GON WareHouse	78,210	34,602	66,087
8 National Emergency Services	0	0	0
11 Finance Secretariat	1,054,489	6,111,000	677,689
12 Finance -Public Debt	0	0	0
13 Bureau of Statistics	0	0	0
15 Nauru Revenue Office	13,212,448	13,287,293	15,984,885
16 Finance - Other Payments	9,015,378	14,113,762	24,560,499
17 Nauru Customs Office	17,961,932	13,391,910	
21 CIE	845	845	18,308
31 Fisheries	37,467,386	35,222,079	31,039,748
41 Police	65,360	12,375	39,540
42 Department of Multicultural Affairs	0	0	0
43 Justice - Secretariat	14,874,738	9,006,686	5,420,744
44 Judiciary	11,348	12,000	21,873
45 Border Control	21,958,765	28,985,817	13,046,569
46 Correctional Services	0	0	0
51 Education	1,150	5,800	2,475
52 Youth Affairs	0	0	0
61 Health	39,986	98,200	100,817
62 Sports	50	2,500	1,304
71 Foreign Affairs - Secretariat	0	0	0
72 Foreign Affairs - Brisbane	8,405	0	0
73 Foreign Affairs - Suva	0	0	0
74 Foreign Affairs - New York	0	0	0
75 Foreign Affairs - Taiwan	0	0	255
81 Home Affairs	0	0	0
82 Women's Affairs	0	0	0
83 Media Bureau	18,844	40,000	12,671
84 Lands & Survey	11,043	2,175,890	7,669
85 Lands Committee	2,661	2,405	2,180
86 Department of Land Management	0	0	0
91 Transport Secretariat	45	250	639
92 Lands Transport	1,430	20,000	5,140
93 Maritime Transport	1,305,320	1,216,714	1,295,826
94 DCA	3,067,408	3,272,319	1,721,634
95 ICT	1,364,702	1,400,000	1,043,348
96 Fire & Rescue	0	0	0
TOTAL RECURRENT REVENUE	121,843,418	128,443,567	95,161,662

STATEMENT OF REVENUE AND EXPENDITURE BY HEADS

For the Year Ended 30/06/2016

The accompanying notes form part of these financial statements.

Budget Approved on Cash Basis

<u>Head</u> <u>Head of Revenue & Expenditure / Government Function</u>	<u>2015/16</u>	<u>2015/16</u>	<u>2014/15</u>
	<u>Actuals</u> <u>(AUD\$)</u>	<u>Rev Budget</u> <u>(AUD\$)</u>	<u>Actuals</u> <u>(AUD\$)</u>
RECURRENT EXPENDITURE			
1 Presidency and State House (including GIO)	1,598,730	1,619,775	3,324,680
2 Ministerial	12,514,291	12,868,980	2,765,482
3 Chief Secretariat	10,147,928	10,119,439	7,595,039
4 Post and Philately	126,528	164,819	142,830
5 Audit	270,714	349,382	219,179
6 Parliament	1,001,181	1,249,369	823,815
7 GON Warehouse	218,415	288,787	235,716
8 National Emergency Services	886,120	980,096	0
11 Finance Secretariat	3,576,587	4,179,889	1,999,718
12 Finance -Public Debt	1,900,471	1,910,210	5,825,922
13 Bureau of Statistics	72,070	90,348	48,240
15 Nauru Revenue Office	239,140	271,355	475,452
16 Finance - Other Payments	36,974,228	37,373,865	35,015,681
17 Nauru Customs Office	331,063	518,762	0
21 CIE	349,476	424,034	456,322
31 Fisheries	1,730,651	1,775,742	1,298,021
41 Police	2,439,575	2,539,625	2,333,464
42 Department of Multicultural Affairs	862,503	813,300	0
43 Justice - Secretariat	6,648,835	6,441,172	3,363,182
44 Judiciary	1,001,911	1,030,559	1,277,519
45 Border Control	858,756	912,312	1,330,587
46 Correctional Services	400,146	447,506	382,931
51 Education	6,461,676	6,802,348	6,377,655
52 Youth Affairs	105,319	158,568	93,440
61 Health	13,411,829	13,630,305	8,715,648
62 Sports	356,376	368,771	154,775
71 Foreign Affairs - Secretariat	964,722	1,139,037	726,248
72 Foreign Affairs - Brisbane	672,663	827,178	669,880
73 Foreign Affairs - Suva	233,954	421,406	262,798
74 Foreign Affairs - New York	864,013	1,177,541	1,088,523
75 Foreign Affairs - Taiwan	297,186	383,773	244,310
81 Home Affairs	3,418,677	3,353,800	1,678,588
82 Women's Affairs	168,080	186,655	88,220
83 Media Bureau	434,993	436,704	365,055
84 Lands & Survey	6,584,390	7,404,080	6,354,377
85 Lands Committee	174,944	183,262	176,074
86 Department of Land Management	238,383	355,063	105,299
91 Transport Secretariat	68,458	86,065	102,123
92 Lands Transport	388,777	679,472	558,270
93 Maritime Transport	7,480,751	7,828,549	2,681,692
94 DCA	1,401,702	1,483,190	1,409,991
95 ICT	1,352,830	1,378,675	938,755
96 Fire & Rescue	0	0	358,463
TOTAL RECURRENT EXPENDITURE	129,229,042	134,653,765	102,063,965
RECURRENT SURPLUS / (DEFICIT)	(7,385,625)	(6,210,198)	(6,902,303)
OTHER REVENUE AND EXPENDITURE			
Gain (Loss) on Nauru Development Funds Operation (Aggregate)	2,079,925		(127,109)
Doubtful Debts Expense	0		
TOTAL OTHER REVENUE AND EXPENDITURE	2,079,925		(7,029,663)

STATEMENT OF REVENUE AND EXPENDITURE BY HEADS

For the Year Ended 30/06/2016

The accompanying notes form part of these financial statements.

Budget Approved on Cash Basis

<u>Head</u> <u>Head of Revenue & Expenditure / Government Function</u>	<u>2015/16</u>	<u>2015/16</u>	<u>2014/15</u>
	<u>Actuals</u>	<u>Rev Budget</u>	<u>Actuals</u>
TOTAL SURPLUS / (DEFECIT)	<u><u>(5,305,700)</u></u>		<u><u>(7,029,663)</u></u>

STATEMENT OF ACCOUNTING POLICIES

for the Year Ended 30 June 2016

1 REPORTING ENTITY

1.0 GOVERNMENT OF NAURU

The Financial Statements of the Government of Nauru represent the financial activities undertaken by Government Departments including Foreign diplomatic posts.

All State of Enterprises (SOE's) which include Ronphos Corporation, Nauru Rehabilitation Corporation (NRC), Eigigu, Nauru Utilities Corporation (NUC) and Our Airline are not consolidated into the Government of Nauru Accounts.

However, statutory bodies such as Fisheries and the Nauru Port Authority financial informations are included in the statements and therefore form part of the Whole of Government (WoG) annual account.

2 BASIS OF PREPARATION

The Statement of Receipts and Payments and the Statement of Assets and Liabilities are prepared on cash basis, and does not include non-cash items such as accruals and provisions.

The Financial Statements have been prepared in accordance with generally accepted accounting policies of going concern, consistency of presentation, materiality and aggregation, comparative information and presentation format of the financial statements.

The Financial Statements are presented in Australian dollars, and all monetary values are rounded to whole dollars, unless mentioned otherwise.

2.1 STATEMENT OF COMPLIANCE

The Financial Statements have been prepared pursuant to the Section 10 of the Audit Act, 1973 which requires the Minister responsible for the public accounts to transmit certain statements of accounts to the Audit Office. The Statements are in accordance with International Public Sector Accounting Standards (IPSAS) and International Financial Reporting Standards (IFRS) as issued by the International Accounting Standard Board.

2.2 TRANSLATION OF FOREIGN CURRENCY TRANSACTIONS

Both the functional and presentation currencies of the Government of Nauru are the Australian dollar. Transactions in foreign currencies are initially recorded in the Australian dollar at the exchange rates provided by Westpac on the dates of the transactions.

At balance date, monetary assets and liabilities held in Foreign Currency are translated at the exchange rates ruling at the balance date. Resulting exchange differences are recognised in the Income Statement.

STATEMENT OF ACCOUNTING POLICIES for the Year Ended 30 June 2016

2.3 BUDGET AMOUNTS

The Financial Statements show as comparatives the amounts appropriated by the original annual Appropriation Act and also supplementaries that relates to the current financial year . Appropriations are all on cash basis.

The changes in original versus final budget figures were to do with either supplementary budgets or reallocation of funds through inter-sub head transfers. The movements were required throughout the year to accommodate Government areas of priorities.

2.4 CHANGES IN ACCOUNTING POLICIES

Changes in accounting policies are applied retrospectively, and comparatives are restated. The effect of these changes, if any, is disclosed in Note 24.

New accounting policies may be adopted for types of transactions that have become material to the Financial Statements for the first time. These are not considered changes in accounting policies. Likewise, some accounting policies may be reworded to better reflect the treatment of transactions; such rewording is also not considered a change in accounting policies.

2.5 MATERIAL PRIOR YEAR ERRORS

If errors are detected that have a material impact on prior years, then these are applied retrospectively, and comparatives are restated. Any material prior year errors identified in the preparation of these accounts will be adjusted to better reflect in this years financial statements.

STATEMENT OF ACCOUNTING POLICIES

for the Year Ended 30 June 2016

3 ACCOUNTING POLICIES

3.0 BASIS OF PREPERATION

The Statement of Receipts and Payments and the Statement of Assets and Liabilities are prepared on cash basis, and does not include non-cash items such as accruals and provisions.

3.1 REVENUE

Revenue is recognised when income are received. It is measured when cash are actually realised/received-(cash basis).

Fishing Licenses

Revenue related to he granting of Fishing Licenses to foreign fishing vessels fishing in Nauru's Exclusive Economic Zone is recorded in the period it relates to.

Custom Duties

Import Duties - Taxes, normally at a percentage of the cost of the imported good based on cost plus freight, paced on all imports to Nauru and levied at the Port of entry.

Exercise Duties - Special taxes on imported goods that the Government may wish to discourage consumption of such tobacco, alcohol and sugar.

Fuel Sales

Revenue related to the sale of fuel is recorded at the period it relates to.

Ronphos Royalties & Dividends

Revenue related to the royalties on Ronphos operation and dividends received from declared profit of Ronphos Corporation and Digicel are all recorded in the period it relates to.

Civil Aviation

Revenue related to the granting of anding fees to foreign air flight charter using Nauru's airfield as well as Our Airline is recorded in the period it relates to.

Port Fees

Revenue related to the granting of vessels entry into the Port of Nauru and other fees from the Ports operation are recorded at the period it relates to.

Visa Revenues

Revenue related to the granting of visa fees for all foreigners entering Nauru on either business and fees for refugees and workers at the Regional Processing Center (RPC) are recorded in the period it relates to.

Non-resident Withholding Tax

Revenue related to withholding employment tax for all non-residents working in Nauru are recorded in the period it relates to. The non-resident withholding tax is a new government initiative which started in September 2014.

STATEMENT OF ACCOUNTING POLICIES
for the Year Ended 30 June 2016

Other Income

All other income including those from SOE's related to general budget support and various operational activities of the Government are recorded in the period it relates to.

STATEMENT OF ACCOUNTING POLICIES

for the Year Ended 30 June 2016

3.2 AID ACCOUNTING

External Assistance and Grants

Direct budget support funding from donors is recognised at the time of receipt.

Aid funding received from donor agencies for projects in Nauru is recognised as revenue within the individual donor fund account, distinctly separate to the Government Consolidated Fund at time of receipt.

Grants in Kind

Nauru often receives grants in kind. These are often in the form of technical assistance, office equipment, investments in major infrastructure projects and property plant and equipment which are beyond the financial resources of the Government of Nauru.

These grants in kind are not recognised within these accounts, however where value is known, these amounts are recorded in the Government annual Budget documentation as external budgetary assistance.

STATEMENT OF ACCOUNTING POLICIES for the Year Ended 30 June 2016

3.3 EXPENDITURE

Expenditure is recognised when incurred. This is generally upon receipt of goods or receipt of invoice.

Staff Local & Expatriates

Wage and salary expenses for local staffs and expatriates are recognised in the period incurred.

Business Travel

Expenditures incurred in the operation of the Government's business travel commitments are recognised in the period it relates to.

Land Lease

Payments made to land owners for their land being leased by Government are recognised at the point that funds are paid to the recipient and in the period they relates to. The RPC land rentals also include in this category but all payments related to lands being used by RPC are all reimburse by

Special Projects

Expenditures incurred in the operation of the Government' special projects are recognised in the period incurred.

Fuel

Expenditures incurred in acquiring fuel as part of the Government grants and subsidies scheme to the Nauru Utilities Corporation (NUC) to assist them in providing fuel services are recognised at the point that funds are paid to the fuel supplier.

Miscellaneous Expenditure

All other miscellaneous expenditures related to advertising, purchasing of provisions, purchasing supplies, equipments and social welfare payment are recored in the period which it relates to.

STATEMENT OF ACCOUNTING POLICIES

for the Year Ended 30 June 2016

3.4 ASSETS

The Government of Nauru records both Financial and Non-financial assets.

Current Assets

An asset is deemed to be current if it is liquid or expected to be made liquid within 12 months.

Cash & Cash Equivalents

Cash comprises cash on hand and demand deposits. Cash equivalents are short-term, highly liquid investments that are readily convertible to known amounts of cash and which are subject to an insignificant risk of changes in value.

The Trust Fund amount disclosed in this set of account represent the Government of Nauru contributions towards the intergenerational fund. Other contributions made by key partners such as ADB, Australia, NZ and Taiwan are not included in the statement.

Debtors

Debtors are measured at their expected realisable value, which is generally the original amount less a provision for amounts uncollected after 365 days. Bad debts are usually written off when approved by Parliament.

Non-Current Assets

Non-Current Assets are presented at their fair value after taking into consideration the annual depreciation rates. For this year annual financial statements, all plants and equipments as well as buildings are depreciated on a straight line basis over their estimated useful lives using the following rates: Furnitures (33%), Air-condition (33%), Motor vehicles (20%) and Buildings at 5%.

The Nauru Development Funds account (aggregate) is recognised as a Non-Current Asset, reflecting the Government's agreement with donor partners to utilise development funds in line with approved donor agreements.

STATEMENT OF ACCOUNTING POLICIES for the Year Ended 30 June 2016

3.5 LIABILITIES

Creditors

Creditors are recognised on receipt of an approved invoice.

Contingent Liability

There are no contingent liabilities as at the date of this report.

Employee Entitlements

The Government does not recognise employee entitlement liabilities such as annual leave in these accounts.

Public Debt

All Public Debt is measured and presented at fair value.

4.0 SUBSEQUENT EVENTS

No subsequent events known as at time of compiling the statements.

NOTES TO AND FORMING PART OF THE FINANCIAL STATEMENTS
for the Year Ended 30 June 2016

	Page Number
NOTE 1	Statement of Balances on Deposit Accounts 18
NOTE 2	Statement of Special Fund Balances 19
NOTE 3	Debtors 20-21
NOTE 4	Plants, Equipments & Buildings 22
NOTE 5	Statement of Development Funds (Aggregate) 23-24
NOTE 6	List of Domestic Debts 25
NOTE 7	List of External Debts 25
NOTE 8	Non-Current Liabilities (Domestic) - Loans & Borrowings 25
NOTE 9	Non-Current Liabilities (External) - Loans & Borrowings 26
NOTE 10	Statement of Contingent Liabilities 27
NOTE 11	Fishing Licenses 28
NOTE 12	Custom Duties 28
NOTE 13	Fuel Sales 28
NOTE 14	Civil Aviation Revenue 28
NOTE 15	Other Income 29
NOTE 16	Salary - Local 29
NOTE 17	Staff Costs - Expatriates 29-30
NOTE 18	Office and House Rentals 30
NOTE 19	Plants & Equipments (including R&M) 30
NOTE 20	Fuel Purchase 30
NOTE 21	Social Welfare 30
NOTE 22	Miscellaneous Expenses 30-31
NOTE 23	Requirements of the Audit Act with Nil Balances 32
NOTE 24	Events and Decisions with Significant Accounting Impacts 32
NOTE 25	Annual Direct Budget Support 32

NOTE 1

STATEMENT OF REPUBLIC OF NAURU
Prepared in accordance with the Financial Reporting Act 2013
For the Year Ended 30/06/2016

	Financial Year Ending	
	30/06/2016 (AUD\$)	30/06/2015 (AUD\$)
Consolidated Fund Accounts with NRO		
RON Treasury Account	194,421	399,733
Cash Holding Reserve	778,458	935,800
Total Consolidated NRO Cash account balances	972,879	1,335,533
Consolidated Fund Accounts with Bendigo		
Treasury Operating Account	2,212,763	
Agent Operating Account	493,215	
Agent Cash Float Account	500,000	
Nauru Trust Fund Account	9	
Nauru Receipting Account	9,474,124	
Total Consolidated GON Cash account balances	12,680,111	0
Consolidated Fund Accounts with Westpac		
RON Treasury Account	0	2,672,244
RON Fuel Account	0	133,637
Westpac Business One Account	0	1,113,966
USD RON Treasury	0	12,006,287
Community Solutions (Chq)	0	415,648
USD Account	0	2,134,661
Total Consolidated GON Cash account balances	0	18,476,443
Mission Imprests Consolidated Fund Accounts		
Imprest account - Brisbane Consulate Office	438,634	311,156
Imprest account - Suva Office	97,465	107,359
Imprest account - New York Office	124,820	42,720
Imprest account - Taiwan Office	100,586	2,863
Total Foreign Mission Cash account balances	761,505	464,098
Total Cash Balances at Year End	14,414,495	20,276,073

NOTE 2

STATEMENT OF SPECIAL FUND BALANCES
Prepared REPUBLIC OF NAURU
For the Year WHOLE OF GOVERNMENT

	<u>Financial Year Ending</u>	
	<u>30/06/2016</u>	<u>30/06/2015</u>
Special Funds		
Yaren Aircraft Leasing Corporation (USD)		
Opening Balance	10	10
Net Year Movements	(10)	0
Closing Balance	<u>0</u>	<u>10</u>
Yaren Aircraft Leasing Corporation (AUD)		
Opening Balance	1,519	4,735
Net Year Movements	(1,519)	-3,216
Closing Balance	<u>0</u>	<u>1,519</u>
Pacific Aircraft Leasing Corporation (Palco)		
Opening Balance	124,012	124,185
Net Year Movements	(124,012)	(173)
Closing Balance	<u>0</u>	<u>124,012</u>
Meneng Aircraft Leasing Corporation (Malco)		
Opening Balance	0	0
Net Year Movements	0	0
Closing Balance	<u>0</u>	<u>0</u>
Nauru Fisheries Saving		
Opening Balance	25	32,806
Net Year Movements	(25)	-32,781
Closing Balance	<u>0</u>	<u>25</u>
Nauru Trust Fund		
Opening Balance	10,000,000	5,000,000
Net Year Movements	10,400,000	5,000,000
Closing Balance	<u>20,400,000</u>	<u>10,000,000</u>
Total Special Funds balance as at 30/06/2016	<u><u>20,400,000</u></u>	<u><u>10,125,566</u></u>

NOTE 3

STATEMENT OF DEBTORS

Prepared in accordance with Audit Act s10

For the Year Ended 30/06/2016

CURRENT DEBTORS	Notes	Financial Year Ending	
		30/06/2016 (AUD\$)	30/06/2015 (AUD\$)
Personal Debts			
Accountable Allowances		783	16,750
Total Accountable Allowances		<u>783</u>	<u>16,750</u>

Government Housing Scheme	Notes	Financial Year Ending	
		30/06/2016 (AUD\$)	30/06/2015 (AUD\$)
Shawn Brechtefeld		19,988	19,988
Wesson Fritz		5,373	5,373
Masina Adire		40,000	40,000
Gabbriel Ika		1,875	1,875
John Deidenang		21,475	21,475
Albert Teimetsi		40,000	40,000
Jansen Agir		23,931	23,931
Russel Jay Aiyunge		34,598	34,598
Ramarakha Detenamo		26,485	26,485
Anne Scotty		22,503	22,503
Randolph Scotty		40,000	40,000
Belasco Gobure		37,000	40,000
Farah/Leslie Kosam		24,595	40,000
Sandra Tannang		40,000	40,000
Douglas Apadinuwe		40,000	-
Gregory Adonis Stephen		40,000	-
Corey Caleb		20,000	-
Ramson Agege		40,000	-
Hedmon Hedmon		40,000	-
Bruce Diema		40,000	-
April Tannang		40,000	-
Total Government Housing Scheme		<u>637,823</u>	<u>396,228</u>

Others	Notes	Financial Year Ending	
		30/06/2016 (AUD\$)	30/06/2015 (AUD\$)
Custom Duties		-	3,664,372
Port Fees		-	1,064,939
Landing Charges		-	614,131
Fuel Sales		-	309,536
Amount owed by NUC for Employee tax & Land lease		403,714	-
Security Camps Reimbursables		8,292,030	7,108,000
Total Others		<u>8,695,744</u>	<u>12,760,978</u>

	Notes	Financial Year Ending	
		<u>30/06/2016</u>	<u>30/06/2015</u>
		(AUD\$)	(AUD\$)
Bank of Nauru		-	-
SOE's/Government		-	-
Ronphos		3,719,000	6,660,472
Total Private		<u>3,719,000</u>	<u>6,660,472</u>
TOTAL DEBTORS		<u>13,053,350.15</u>	<u>19,834,426.93</u>

NOTE 4

LIST OF GOVERNMENT ASSETS

Prepared in accordance with Audit Act s10

For the Year Ended 30/06/2016

REPUBLIC OF NAURU	Notes	Financial Year Ending	
		30/06/2016	30/06/2015
		(AUD\$)	(AUD\$)
Plant - WHOLE OF GOVERNMENT			
Furniture		209,241.72	312,301.08
Air-conditioning		44,253.80	66,050.44
Motor Vechiles		601,322.40	751,653.00
Total Plant & Equipments		854,818	1,130,005
	Notes	Financial Year Ending	
		30/06/2016	30/06/2015
Buildings		(AUD\$)	(AUD\$)
Parliament House		657,720	723,564
GON Administration Offices		466,213	560,352
Media Centre		66,107	79,456
Court House		168,148	184,982
Airport Terminal		1,547,580	1,688,385
Fisheries Offices and Workshop		1,034,908	1,086,660
Fish Markets		103,243	105,350
Republic of Nauru (RON) Hospital		1,094,697	1,251,603
Nurses Quarters		-	96,512
Nauru Public Health Centre		920,178	981,543
Nauru Secondary School (NSS)		8,387,862	8,562,611
Nauru Primary School		1,024,613	1,053,888
Yaren Primary School		177,209	212,992
Boe Infant School		236,427	256,141
Nibok Infant School		96,219	115,648
Anetan Infant School		80,990	97,344
Meneng Infant School		169,388	186,345
Naoero Disabled Centre		394,527	404,390
Police Head Quarters		2,764,125	2,822,937
Fire Station		70,261	84,448
Total Buildings		19,460,415	20,555,151
Total Government Assets		20,315,233	21,685,155

NOTE 5

STATEMENT ON BALANCE OF GON DEVELOPMENT FUND ACCOUNTS BY AGGREGATE RECEIPTS AND PAYMENTS

Prepared in Accordance with Audit Act s10

For the Year Ended 30/06/2016

The accompanying notes form parts of these financial statements.

REPUBLIC OF NAURU WHOLE OF GOVERNMENT		(AUD\$) T/Payments	(AUD\$) T/Receipts	(AUD\$) Movements FY15/16
Donor				
034002 858102	AusAID Account	3,377,896	5,017,315	1,639,419
034002 124483	CIE - Nauru GEF Small GRA	70	0	(70)
034002 858225	CIE	114	113,097	112,983
034001 139624	Development Fund	190,059	1,318,584	1,128,525
034705 401977	EU RON Treasury	0	0	0
034002 858241	EU Rep5	51	0	(51)
034002 159395	GF R7 HIV/AIDS	4,156	0	(4,156)
034002 858305	Japan NPGA	60	0	(60)
034002 858081	JICA	41	0	(41)
034001 146189	Nauru Disabled	0	13,198	13,198
034002 858057	NZAID	1,372,084	539,991	(832,093)
034002 283302	Pacific NCD Program	112	11	(101)
034002 858620	RON Australian Sports	70	0	(70)
034002 858110	RON SPC	0	0	0
034002 124475	RON UNCCD	61	10	(51)
034002 124491	WHO - Global Fund	51	0	(51)
034002 858217	World Health Organisation	40	22,654	22,614
034002 858284	World Diabetes	70	0	(70)
Net Income (Payments-Receipts)		4,944,935	7,024,860	2,079,925
		Other Expenses (Non-Project Related)		0
		Net Cash movement for 2015/16		2,079,925
Development Funds (Aggregate) Statement Balances as at 30/06/15				15,516,779
less Unpresented Cheques as at 30/06/15				-1,760,044
2015/2016 GDF Movement				2,079,925
Development Funds (Aggregate) Statement Balances as at 30/06/16				15,836,660
		GL open bal.		15,516,779
		mvmt(journals)		-319,881
		GL closing bal.		<u>15,836,660</u>
		Cash at bank opening		15,516,779
		Cash at bank closing		<u>15,836,660</u>
		Cash mvmt		<u>-319,881</u>
		unpresent chq		<u>-1,760,044</u>

WHOLE OF GOVERNMENT **Donor**
Prepared in Accordance with Audit Act s10

T/Payments **T/Receipts** **Movements**

Comparative Fig
FY14/15

034002 858102	AusAID Account	4,229,477	3,951,127	(278,350)
034002 124483	CIE - Nauru GEF Small GRA	86	0	(86)
034002 858225	CIE	315,015	229,319	(85,697)
034001 139624	Development Fund	232,584	51,485	(181,099)
034705 401977	EU RON Treasury	8	-	(8)
034002 858241	EU Rep5	42	0	(42)
034002 159395	GF R7 HIV/AIDS	4,156	0	(4,156)
034002 858305	Japan NPGA	86	0	(86)
034002 858081	JICA	116,833	-	(116,833)
034001 146189	Nauru Disabled	0	7,881	7,881
034002 858057	NZAID	1,448,932	2,000,961	552,029
034002 283302	Pacific NCD Program	12,649	35	(12,614)
034002 858620	RON Australian Sports	24,460	-	(24,460)
034002 858110	RON SPC	60	0	(60)
034002 124475	RON UNCCD	86	0	(86)
034002 124491	WHO - Global Fund	60	0	(60)
034002 858217	World Health Organisation	86	16,789	16,703
034002 858284	World Diabetes	86	0	(86)

Net Income (Payments-Receipts) **6,384,705** **6,257,596** **(127,109)**

Other Expenses (Non-Project Related) **0**

Net Cash movement for 2014/15 **-127,109**

Development Funds (Aggregate) Statement Balances as at 30/06/14 **16,820,119**
less Unpresented Cheques as at 30/06/14 **-1,430,449**
2014/2015 GDF Movement **-127,109**
Development Funds (Aggregate) Statement Balances as at 30/06/15 **15,516,779**

GL open bal. 16,820,119
mvmnt(journals) 1,303,339
GL closing bal. 15,516,779

Cash at bank opening 16,820,119
Cash at bank closing 15,516,779
Cash mvmt 1,303,339
unpresent chq -1,430,449

STATEMENT OF GOVERNMENT LIABILITIES

For the Year Ended 30/06/2016

The accompanying notes form part of these financial statements.

NOTE 6

DEBTS - DOMESTIC

	Notes	Financial Year Ending	
		2016 (AUD\$)	2015 (AUD\$)
Eigigu		1,674,200	1,333,167
Ronphos		7,273,780	7,290,816
NUC - Water & Electricity		1,018,119	578,358
Nauru Rehabilitation Corporation		625,753	0
Arrears		10,591,852	9,202,341
Total Domestic Arrears		10,591,852	9,202,341

NOTE 7

DEBTS - EXTERNAL

	Notes	Financial Year Ending	
		2016 (AUD\$)	2015 (AUD\$)
Reach Global Services		232,000	232,000
Japan Post Service		2,060,000	2,060,000
Universal Postal Union		1,053,000	1,053,000
International Telecommunication Union (ITU)		737,000	737,000
International Civil Aviation Organisation		576,000	576,000
ACP		124,000	124,000
Global Forum on Tax Transparency (OECD)		0	21,000
Pacific Asian Express (PAE) Shipping		2,060,000	2,060,000
External Debts		6,842,000	6,863,000
Total External Debts		6,842,000	6,863,000

NON-CURRENT LIABILITIES

NOTE 8

DOMESTIC (LOANS & BORROWINGS)

	Notes	Financial Year Ending	
		2016 (AUD\$)	2015 (AUD\$)
Bank of Nauru (Net Private Sector)		34,519,549	34,526,786
INPRT (unconsolidated)		26,865,764	26,865,764
Ronphos (unconsolidated)		2,402,913	2,402,913
Domestic (Loans & Borrowings)		63,788,226	63,795,463

*AM
W1010*

For the Year Ended 30/06/2016

The accompanying notes form part of these financial statements.

NOTE 9

EXTERNAL (LOANS & BORROWINGS)

Republic of Taiwan

Menen Hotel Loan

Notes

<u>Financial Year Ending</u>	
<u>2016</u>	<u>2015</u>
<u>(AUD\$)</u>	<u>(AUD\$)</u>

Debt Outstanding

0 0

Principal repayment

0 0

Yen-Bond Debt

33,618,367 31,242,826

Taiwan Exlm Bank Comercial Loan

Debt Outstanding

6,277,500 7,002,000

Principal

2,344,300 2,399,000

External (Loans & Borrowings)

42,240,167 40,643,826

NOTE 10

STATEMENT OF CONTINGENT LIABILITIES

For the Year Ended 30/06/2016

	Notes	<u>Financial Year Ending</u>	
		<u>30/06/2016</u>	<u>30/06/2015</u>
Contingent liabilities			
Pacific Asian Express (PAE) Shipping		-	-
Firebird Company		-	-
Total Contingent Liabilities		<u><u>0</u></u>	<u><u>0</u></u>

NOTE 11

	<u>2015/16</u>	<u>2015/16</u>	<u>2014/15</u>
	Actuals	Rev Budget	Actuals
FISHING LICENSES	(AUD\$)	(AUD\$)	(AUD\$)
Support Vessel Charges	68,541	97,870	1,817,145
Purse Seine Revenue - Licensing	10,237,634	1,091,229	5,214,279
Purse Seine Revenue - Fishing days	27,161,211	33,889,527	9,730,574
Miscellaneous Revenue	0	0	7,000
F.S.M Arrangement	0	0	11,053,998
U.S Multilateral Fisheries Treaty	0	0	1,060,364
Project Development Fund Revenue (FFA)	0	8,821	0
	<u>37,467,386</u>	<u>35,087,447</u>	<u>28,883,361</u>

NOTE 12

	<u>2015/16</u>	<u>2015/16</u>	<u>2014/15</u>
	Actuals	Rev Budget	Actuals
CUSTOM DUTIES	(AUD\$)	(AUD\$)	(AUD\$)
Customs and Excise Duty - Tobacco	4,182,484	1,539,946	657,727
Customs and Excise Duty - Alcohol	2,415,614	142,951	1,627,558
Customs and Excise Duty - Sugar	322,260	141,158	228,304
Customs and Excise - Machinery/Vehicle/Equip.	556,302	801,030	628,096
Customs and Excise Duty - Other	3,209,768	3,375,982	5,181,055
Customs and Excise Duty - Petrol Sales	2,439,335	2,681,369	460,443
Customs and Excise Duty - Diesel Sales	4,596,698	4,623,434	140,169
Customs and Excise Duty - JetA1	229,530	86,040	0
	<u>17,951,992</u>	<u>13,391,910</u>	<u>8,923,352</u>

NOTE 13

	<u>2015/16</u>	<u>2015/16</u>	<u>2014/15</u>
	Actuals	Rev Budget	Actuals
FUEL SALES	(AUD\$)	(AUD\$)	(AUD\$)
Petrol Sales	0	0	4,440,162
Diesel Sales	0	0	7,850,241
Jet A1 Sales	0	0	4,365,993
Throughput fees	0	764,365	0
Fuel Sales - Japan NPGA	0	0	0
	<u>0</u>	<u>764,365</u>	<u>16,656,396</u>

NOTE 14

	<u>2015/16</u>	<u>2015/16</u>	<u>2014/15</u>
	Actuals	Rev Budget	Actuals
CIVIL AVIATION REVENUE	(AUD\$)	(AUD\$)	(AUD\$)
D.C.A-Pax Levy	991,226	1,077,790	277,775
D.C.A.-Departure Taxes	578,850	517,240	286,475
D.C.A.-Air Navigation Fees	560,699	525,824	794,758
D.C.A.-Landing Fees	682,885	925,665	347,677
D.C.A.-Rental Fees	122,050	211,800	150
	<u>2,935,710</u>	<u>3,258,319</u>	<u>1,706,835</u>

NOTE 15

	<u>2015/16</u>	<u>2015/16</u>	<u>2014/15</u>
	Actuals	Rev Budget	Actuals
	(AUD\$)	(AUD\$)	(AUD\$)
OTHER INCOME			
Licenses-Drivers etc	84,975	29,000	67,778
Corporation Fees and Licenses	7,009	13,118	11,605
Licenses-Trading	197,245	117,150	144,035
Liquor Licensing Board	33,508	18,000	37,258
Gaming / Bingo Licenses	482,415	433,500	479,670
Licenses-Dogs etc	-	-	-
Birth Certificate	70,168	6,000	26,402
Death Certificate	-	200	550
Marriage Certificate	2,605	500	3,610
Motor Vehicle Inspection Fees	-	-	230
Motor Cycle Inspection Fees	-	-	525
Registration Fees-Motor Cars	2,400	-	90,235
Registration Fees-Motorcycles	-	-	11,390
Passport Fees and Photographs	145,939	243,128	82,705
Visa Check up	11,555	9,000	6,683
Police Clearance	65,410	12,375	39,455
Miscellaneous Revenue	9,476,348	13,661,646	2,408,836
Bus Services	1,475	250	3,635
Quarantine Fees	152,082	97,129	89,010
Court Fines and Fees	11,308	12,000	9,316
Service Fees	7,064	69,000	8,139
Sale of Maps	6,672	500	90
Charges for Counterparts	520	1,000	51,075
Tent Hire	50	2,500	825
Food Handler Check up	16,478	80,000	83,053
PO Box Rentals	778	2,720	8,320
Philatelic Bureau Sales	429	1,500	3,030
Reimb-Accountable Allowances	500	25,000	(6,411)
Advertising Revenue	12,834	47,000	12,690
Canteen Fees	950	500	125
Spectacles,Drugs etc	4,684	5,000	5,732
International Settlement-Comms Traffic	1,179	1,200	2,594
Medical Services	4,142	2,700	3,642
Domain .nr Revenue	-	50,000	-
	<u>10,800,720</u>	<u>14,941,616</u>	<u>3,685,831</u>

NOTE 16

	<u>2015/16</u>	<u>2015/16</u>	<u>2014/15</u>
	Actuals	Rev Budget	Actuals
	(AUD\$)	(AUD\$)	(AUD\$)
SALARY - LOCAL			
Salaries & Allowances - (MP's)	726,844	776,909	523,919
HE Salary & Allowances	85,069	101,911	77,051
Salary - Local	13,621,187	14,100,374	14,107,685
Allowances - Staff Contract	1,370,506	1,388,429	1,537,025
Overtime - local	270,872	380,130	179,138
	<u>16,074,478</u>	<u>16,747,753</u>	<u>16,424,818</u>

NOTE 17

	<u>2015/16</u>	<u>2015/16</u>	<u>2014/15</u>
	Actuals	Rev Budget	Actuals
	(AUD\$)	(AUD\$)	(AUD\$)
STAFF COSTS - EXPATRIATES			
Salary Expatriate	5,063,435	5,092,924	3,035,917
Salaries Other contracts - Expatriate	9,038,983	9,120,909	1,404,398

Consultants fees	4,141,011	4,056,355	3,353,102
	<u>18,243,429</u>	<u>18,270,188</u>	<u>7,793,417</u>

NOTE 18

	<u>2015/16</u>	<u>2015/16</u>	<u>2014/15</u>
	Actuals	Rev Budget	Actuals
	(AUD\$)	(AUD\$)	(AUD\$)
OFFICE & HOUSE RENTALS			
House Rental	2,985,685	3,016,510	2,502,391
Office Rental	452,920	488,116	473,238
	<u>3,438,606</u>	<u>3,504,626</u>	<u>2,975,629</u>

NOTE 19

	<u>2015/16</u>	<u>2015/16</u>	<u>2014/15</u>
	Actuals	Rev Budget	Actuals
	(AUD\$)	(AUD\$)	(AUD\$)
PLANTS & EQUIPMENTS (including R&M)			
R&M - Office Equipment	26,728	45,537	23,517
R&M - Plant	328,940	483,692	367,548
R&M - Nauruan House	0	85,000	0
Plant & Equipment Purchases	3,636,586	4,239,116	3,293,987
	<u>3,992,254</u>	<u>4,853,345</u>	<u>3,685,052</u>

NOTE 20

	<u>2015/16</u>	<u>2015/16</u>	<u>2014/15</u>
	Actuals	Rev Budget	Actuals
	(AUD\$)	(AUD\$)	(AUD\$)
FUEL PURCHASE			
Purchase of Petrol	459,879	478,493	2,190,411
Purchase of Diesel	568,128	570,762	13,568,706
Purchase of JetA1	0	0	1,974,865
Purchase of Fuel - Other	2,818	12,098	1,306
Purchase of Fuel - Japan NPGA	0	0	0
	<u>1,030,825</u>	<u>1,061,353</u>	<u>17,735,288</u>

NOTE 21

	<u>2015/16</u>	<u>2015/16</u>	<u>2014/15</u>
	Actuals	Rev Budget	Actuals
	(AUD\$)	(AUD\$)	(AUD\$)
SOCIAL WELFARE			
Social Welfare - Birth Claims	36,000	37,500	40,000
Social Welfare - Death Claims	177,790	200,000	178,543
Social Services - Aged Pensions	1,661,146	1,904,500	1,526,100
Social Services - Super Contributors	90,033	90,654	91,367
Social Services - Super Ex MP's	75,205	85,340	45,736
Social Services - Disability Payments	888,790	933,200	690,370
	<u>2,928,964</u>	<u>3,251,194</u>	<u>2,572,116</u>

NOTE 22

	<u>2015/16</u>	<u>2015/16</u>	<u>2014/15</u>
	Actuals	Rev Budget	Actuals
	(AUD\$)	(AUD\$)	(AUD\$)
MISCELLANEOUS EXPENSES			
Recruitment	908	2,900	111
Uniforms & Protective Clothing	140,405	177,101	64,094
Legal Fees - External	412,474	401,855	532,859
Travel - Staff	-	-	365,338

Travel - Accountable Allowances	9,822	25,000	26,956
Entertainment	385,342	419,930	219,720
Official Celebrations	362,693	358,386	94,267
Printing and Stationeries	537,862	640,434	-
Protocol	51,212	55,000	43,664
TVET Supplies	-	-	93,300
Stores	-	-	468,888
Electricity	-	-	-
Freight	260,537	295,700	52,620
Medical Expenses	9,941	14,854	3,455
Health & Hygiene Projects	270,822	122,000	76,802
Educational Expenses - Special	8,795	12,218	7,811
Insurance	126,756	206,881	160,015
Bank Charges	23,169	27,515	19,761
Local Transport	590,286	597,544	336,994
Public Works	606,932	1,124,059	205,332
Rations	291,199	299,825	133,384
Correctional Services Supplies	5,865	8,200	2,613
Carriage of Mail	1,998	2,000	488
Postage	4,291	10,047	2,926
Library/Periodicals	-	1,250	-
Survey Supplies	1,998	2,000	1,578
Lease & Charter Payments	164,999	166,160	149,949
Family Court Expenses	1,450	1,450	1,100
R&M Buildings	773,101	1,096,811	1,500,478
R&M Aerodrome	69,981	87,185	98,973
R&M Office Premises	71,776	77,159	42,615
R&M Motor Vehicles	188,354	218,125	112,593
BoN Liquidation	-	-	2,384,784
Safe House	9,067	9,693	5,572
Trust Fund	10,400,000	10,400,000	5,000,000
Nauru Housing Scheme	9,142,298	9,350,000	
Foreign Exchange (Gains/Lossess)	-	56,000	
Drugs, Dressing	920,319	1,000,000	
Royalties Payments	3,154,116	3,154,117	
Development Fund	-	-	-
Contingency fund	-	500,000	202,391
	<u>28,998,765</u>	<u>30,921,398</u>	<u>12,256,124</u>

NOTE 23

REQUIREMENTS OF THE AUDIT ACT WITH ZERO BALANCE

Statement of Provident Fund (Nil Balances/Non-exist)

STATEMENT OF COURT TRUST FUND (NIL BALANCES/NON-EXIST)

Statement of Fisheries Economic Development Fund (Nil balances/Non-exist)

Statement of Interstate Accounts (Nil balannces/Non-exist)

NOTE 24

EVENTS AND DECISIONS WITH SIGNIFICANT ACCOUNTING IMPACTS

CHANGES IN ACCOUNTING POLICIES

There have been changes in accounting policies for the Year Ended 30 June 2016.

Inclusion of the operational Movement of the Nauru Development Funds (Aggregate)

As per FY2014/15 annual financial statements, the movement of the Development (aggregate) fund account resulting from various donor operations has been reflected on the Income Statement, and detail presented in the Notes to the Financial Statements (Note 5).

NOTE 25

The Government of Nauru received annual direct budget support from the Government of the Republic of China (Taiwan) in accordance with the agreed MOU between the two countries.