



---

# REPUBLIC OF NAURU

## 2023-24 BUDGET

DEVELOPMENT FUND  
ANNUAL PROJECTIONS  
FY 2023-24

CIRCULATED BY

THE HONORABLE MARTIN HUNT MP  
MINISTER FOR FINANCE OF THE REPUBLIC OF NAURU  
ON THE OCCASION OF THE BUDGET 2023-24

6 June 2023



<b>Table of Contents</b>	<b>Page No.</b>
LIST OF KEY ACRONYMS.....	5
PART 1: EXECUTIVE SUMMARY.....	7
PART II: DEVELOPMENT FUND ANNUAL PROJECTIONS.....	8
OVERVIEW .....	8
<i>TABLE 2.1: DEVELOPMENT FUND FY 2023-24 ANNUAL PROJECTIONS SUMMARY.....</i>	<i>8</i>
<i>TABLE 2.2: DEVELOPMENT PARTNERS SUMMARY .....</i>	<i>9</i>
FUNDING COMPARISON - FY 2023-24 VS FY 2022-23 .....	12
<i>TABLE 2.3: FUNDING COMPARISON FY 2023-24 VS FY 2022-23 .....</i>	<i>12</i>
DONOR SUMMARY FY 2023-2024 .....	12
<i>CHART 2.1: TOTAL DONOR SUPPORT: FY 2023-24 – ALL SUPPORT TYPES.....</i>	<i>12</i>
CASH FUNDING FY 2018-19 TO FY 2023-24.....	13
<i>CHART 2.2: CASH-FUNDED PROJECTION: FY 2018-19 TO FY 2023-24.....</i>	<i>13</i>
DONOR INVESTMENT TRENDS FY 2018-19 TO FY 2023-24 .....	13
<i>TABLE 2.4 DONOR PROJECTION: FY 18-19 TO FY 2023-2024.....</i>	<i>13</i>
<i>CHART 2.3 DONOR SUPPORT FY 2018-19 TO FY 2023-24.....</i>	<i>14</i>
NSDS FUNDING ANALYSIS .....	15
<i>TABLE 2.5: TOTAL PROJECTION BY NSDS SECTOR.....</i>	<i>15</i>
<i>CHART 2.4: TOTAL PROJECTION BY NSDS SECTOR.....</i>	<i>15</i>
<i>TABLE 2.6: FY 2022-23 V FY 2023-24 NSDS SECTOR COMPARISON.....</i>	<i>16</i>
<i>CHART 2.5: NSDS SECTOR FUNDING COMPARISON FY 2021-22 TO FY 2023-24.....</i>	<i>16</i>
<i>CHART 2.6: % OF NSDS KPIS FUNDED BY DEVELOPMENT SUPPORT .....</i>	<i>17</i>
SDG ANALYSIS .....	17
ASIAN DEVELOPMENT BANK (ADB).....	18
AUSTRALIA .....	20
JAPAN.....	22
NEW ZEALAND (MFAT).....	23
SAUDI ARABIA.....	26
SOUTH KOREA.....	26
TAIWAN (ROC) .....	27
UNITED NATIONS (UN) .....	29
PART III: DEVELOPMENT FUND TABLES AND GRAPHS.....	35
<i>TABLE 3.1 RECIPIENT SUMMARY.....</i>	<i>35</i>
PART IV: CARRY-OVER BALANCE – DEVELOPMENT FUND.....	38
<i>TABLE 4.1: CARRY- OVER BALANCE FROM FY 2022-23 .....</i>	<i>38</i>

**Conventions used in this Document:**

- Measures that improve the Fund position (i.e. increased income or reduced expenditures) are shown as positive numbers. Measures that worsen the Fund position (i.e. reduced income or increased expenditures) are shown as negative numbers.
- Data for opening balances amounts are retrieved from Financial Management Information Systems.
- All amounts are expressed in Australian dollars unless otherwise stated.
- Due to rounding small discrepancies may occur in the totals shown in columns in tables.
- Exchange rate conversions assume:

**AUD\$1.00=USD\$0.69=NZD1.17=86.4JPY dated 03/05/2023**

## LIST OF KEY ACRONYMS

ADB	Asian Development Bank
AUSTRALIA (DFAT)	Australian Department of Foreign Affairs and Trade
CENPAC	CENPAC Corporation
DEMA	Department of Environmental Management and Agriculture
DCCNR	Department of Climate Change and National Resilience
EDF	European Development Fund
EU	European Union
FAO	Food and Agriculture Organization
FFA	Pacific Islands Forum Fisheries Agency
GCCA	Global Climate Change Alliance +
GCF	Green Climate Fund
GEF	Global Environment Facility
GoN	Government of Nauru
HCFC	Hydrochlorofluorocarbon
HIV	Human Immunodeficiency Virus
ICT	Information and Communication Technology
NCD	Non-Communicable Disease
NEEDS	Nauru Energy Efficiency on the Demand Side
NFMRA	Nauru Fisheries and Marine Resource Authority
NMPA	Nauru Maritime and Port Authority
NORI	Nauru Ocean Resources Inc
NUC	Nauru Utilities Corporation
NZ (MFAT)	New Zealand Ministry of Foreign Affairs and Trade
POP	Persistent Organic Pollutant
Taiwan (ROC)	Taiwan (Republic of China)
SDG	UN Sustainable Development Goal
SOE	State Owned Entity
SPC	Secretariat of the Pacific Community
SPREP	Secretariat of the Pacific Regional Environment Program
STI	Sexually Transmitted Infection
UN	United Nations

UNDP	United National Development Program
UNEP	United Nations Environment Program
UNICEF	United Nations Children's Fund
UPOPS	Unintentional Persistent Organic Pollutants
WASDA	Department of Women and Social Development Affairs
WHO	World Health Organisation

## **PART 1: EXECUTIVE SUMMARY**

The Development Fund Annual Projections have been prepared as a separate budget document following the enactment of the *Development Fund Act 2011*. The Development Fund was established for the purpose of facilitating the funding of development projects.

The government anticipates that project-related cash grants paid into the Development Fund and subsequent expenditure will total \$8.5 million in FY 2023-24 (including \$5.6 million carried over from FY 2022-23).

Direct-budget support has increased by \$3.6m since last financial year. Cash-Funded support is projected to be **\$2.9 million** in FY 2023-24 – a decrease of \$2.2 million from FY 2022-23. Aid In-Kind has is estimated at **\$98.1 million** in FY 2023-24. This is an increase of \$36.5 million, due to an increase in funding for Infrastructure development projects.

Total new support in FY 2023-24, including all financial and non-financial assistance, is estimated at **\$125.4 million**. This represents an increase of \$37.9m compared to FY 2022-23 – a 43.3% improvement.

## PART II: DEVELOPMENT FUND ANNUAL PROJECTIONS

This document complies with Section 6 of the *Development Fund Act 2011*, which requires the Minister for Finance to table development fund projections in Parliament, consisting of anticipated development income and expenditure for the next financial year.

### OVERVIEW

The government expects the Development Fund to receive a total income of **\$8,464,678** and have a corresponding total expenditure of **\$8,464,678** inclusive of unspent funds of **\$5,560,957** carried over from FY 2022-23. This money is received in cash to the Republic, and paid directly into Development Fund accounts.

**TABLE 2.1: DEVELOPMENT FUND FY 2023-24 ANNUAL PROJECTIONS SUMMARY**

Details	Projections FY 2023-24
Development Fund income carried over from FY 2022-23	<b>\$5,560,957</b>
Development Fund new income for FY 2023-24	<b>\$2,903,721</b>
Development Fund Expenditure for FY 2023-24	(\$8,464,678)
<b>Development Fund Net Balance:</b>	<b>\$0</b>

Additional assistance is also provided in the form of “In-Kind” support for projects that are funded by development partners for the benefit of Nauru. These Aid-In-Kind amounts are not paid into the Development Fund.

It is estimated that this in-kind assistance is valued at approximately **\$98.1 million** for FY 2023-24. An example of Aid In-Kind support from donors is the cost of consultants or advisers currently working in Nauru that are paid for directly by donors. The projected development assistance from Nauru’s major donors for FY 2023-24 is depicted in Table 2.2 below. It is anticipated that all projected funds will be expended in the financial year.



**TABLE 2.2: DEVELOPMENT PARTNERS SUMMARY**

Donor	Development Project	Budget Support	Aid in-kind	Cash Funded
ADB	Sustainable and Climate Resilient Connectivity Project		\$20,085,000	
ADB	Improved Fiscal Sustainability and Social Protection Program	\$6,500,000		
ADB	Solar Power Development Project		\$16,991,000	
ADB	Nauru Sustainable Urban Development Project		\$1,300,000	
Australia (DFAT)	Nauru Education Program		\$5,000,000	
Australia (DFAT)	Australia Awards		\$3,000,000	
Australia (DFAT)	Interim Health Program		\$4,400,000	
Australia (DFAT)	New Health Program		\$600,000	
Australia (DFAT)	Airport Runway Upgrade		\$5,000,000	
Australia (DFAT)	Nauru Intergenerational Trust Fund		\$2,500,000	
Australia (DFAT)	Nauru Economic Governance		\$5,500,000	
Australia (DFAT)	Program Support		\$2,900,000	
JAPAN	Economic & Social Development Program (ESDP)		\$3,800,000	
JAPAN	Grassroot Grant Program for Human Security Projects (GGP)		\$200,000	\$125,000
KOREA	Internal Cooperation plan for Special Grant Assistance		\$739,053	
NEW ZEALAND	Nauru Intergenerational Trust Fund		\$933,316	
NEW ZEALAND	Nauru Energy Efficiency		\$1,280,664	\$615,781
NEW ZEALAND	Nauru Inclusive Political Processes		\$933,316	
NEW ZEALAND	Nauru Economic Reform Phase 2		\$2,706,781	
NEW ZEALAND	Nauru Private Sector Roadmap Implementation		\$105,575	
NEW ZEALAND	Scholarships		\$568,498	
SAUDI ARABIA	Direct Budget Support	\$1,500,000		
TAIWAN	Direct Budget Support	\$16,423,511		
TAIWAN	Enhancing Public Health Services and improving Dialysis Center facilities		\$920,000	
TAIWAN	Climate Change		\$1,493,247	
TAIWAN	Scholarships		\$597,291	
TAIWAN	Taiwan Technical Mission		\$590,974	
TAIWAN	Solar Power Panel		\$920,000	
TAIWAN	Medical Cooperation		\$1,493,247	
United Nations (UN)	<b>UNDP</b> - Supporting Mainstreamed Achievement of Roadmap Targets on Energy in Nauru (SMARTEN)			\$2,162,940
United Nations (UN)	<b>ITU</b> – Enhanced capacity on ICT and Climate Change and E-WASTE management		\$22,395	

Donor	Development Project	Budget Support	Aid in-kind	Cash Funded
United Nations (UN)	<b>UNESCO</b> – Strengthened NTWC and NDMO capacity to effectively warn people and 100% tsunami at-risk communities to be officially recognized tsunami Ready by 2030		\$44,791	
United Nations (UN)	<b>UNESCO</b> – Support Pacific SIDs to effectively protect, conserve and manage natural and cultural heritage through the implementation of the 1972 Convention Concerning the Protection of the World		\$1,538	
United Nations (UN)	<b>WFP</b> - Strengthened national capacities to prepare and respond to climate change and other shocks that affect food security and nutrition through better data collection and analysis to conduct vulnerability and post disaster assessments (including using GIS mapping)		\$170,207	
United Nations (UN)	<b>UNDP</b> - The Multi-Country Western Pacific Integrated HIV/tuberculosis (TB) Programme		\$124,667	
United Nations (UN)	<b>UNICEF</b> Health & Nutrition/ Output 1: Policy, Planning & Financing for H&N		\$26,873	
United Nations (UN)	<b>UNESCO</b> - PacREF: Regionally identified and agreed definitions and concepts of 21st century skills and guidance for mainstreaming 21st century skills across curricula, teacher education and student assessments in place		\$150,106	
United Nations (UN)	<b>WFP</b> - Support enhanced data and evidence for policy and programme design of strengthened food systems to promote healthy diets and nutrition		\$3,225	
United Nations (UN)	<b>WHO</b> Local guidance and practice for TB, including MDR-TB is updated in line with WHO guidance		\$74,651	
United Nations (UN)	<b>FAO</b> – Strengthened enabling environment to enhance sustainable and gender-sensitive agri-food system, including nutrition		\$97,046	
United Nations (UN)	<b>UNICEF</b> – SP/ Output 1: Child sensitive data planning, budgeting and reporting (inclusive social policies and programs that reduce multi-dimensional child poverty.		\$6,118	
United Nations (UN)	<b>ITU</b> - Increased innovation through model digital transformation pilot demonstration		\$298,606	

Donor	Development Project	Budget Support	Aid in-kind	Cash Funded
United Nations (UN)	<b>UNCTAD</b> - To improve trade facilitation and border/customs procedures		\$400,383	
United Nations (UN)	<b>UNESCO</b> - JP Micronesia Digital Transformation Communication and Information		\$39,493	
United Nations (UN)	<b>UNDP</b> - The Nauru Accountable and Inclusive Governance (NAIG) project		\$2,857,301	
United Nations (UN)	<b>OHCHR</b> - support will focus on the right to participation, promotion of a safe and enabling environment for civil society and exercise of rights, community engagement and strengthened reporting and implementation of UPR recommendations.		\$134,210	
United Nations (UN)	<b>UNHCR</b> National systems that impact persons served are more aligned with international law and standards		\$44,767	
United Nations (UN)	<b>UNODC</b> - Technical support to law enforcement and border agencies to fight transnational organised crime including maritime crime		\$74,612	
United Nations	<b>UNFCCC</b> - Resilient Coastal fisheries and aquaculture		\$11,934,238	
		<b>\$24,423,511</b>	<b>\$98,063,189</b>	<b>\$2,903,721</b>

**Total Development Funds FY 2023-24 = \$125,390,421**

## FUNDING COMPARISON - FY 2023-24 VS FY 2022-23

**TABLE 2.3: FUNDING COMPARISON FY 2023-24 VS FY 2022-23**

	Budget Support	AIK	Cash Funded	Total
<b>FY 2022-23</b>	\$20,785,714	\$61,611,951	\$5,075,457	\$87,473,122
<b>FY 2023-24</b>	<b>\$24,423,511</b>	<b>\$98,063,189</b>	<b>\$2,903,721</b>	\$125,390,421
<b>Difference</b>	<b>\$3,637,797</b>	<b>\$36,451,238</b>	<b>-\$2,171,736</b>	<b>\$37,917,299</b>

Total funding has increased by \$37.9 million this financial year.

Budget Support has increased due to a slight rise in Taiwan's cash support this financial year, as well as new funding support from the Kingdom of Saudi Arabia.

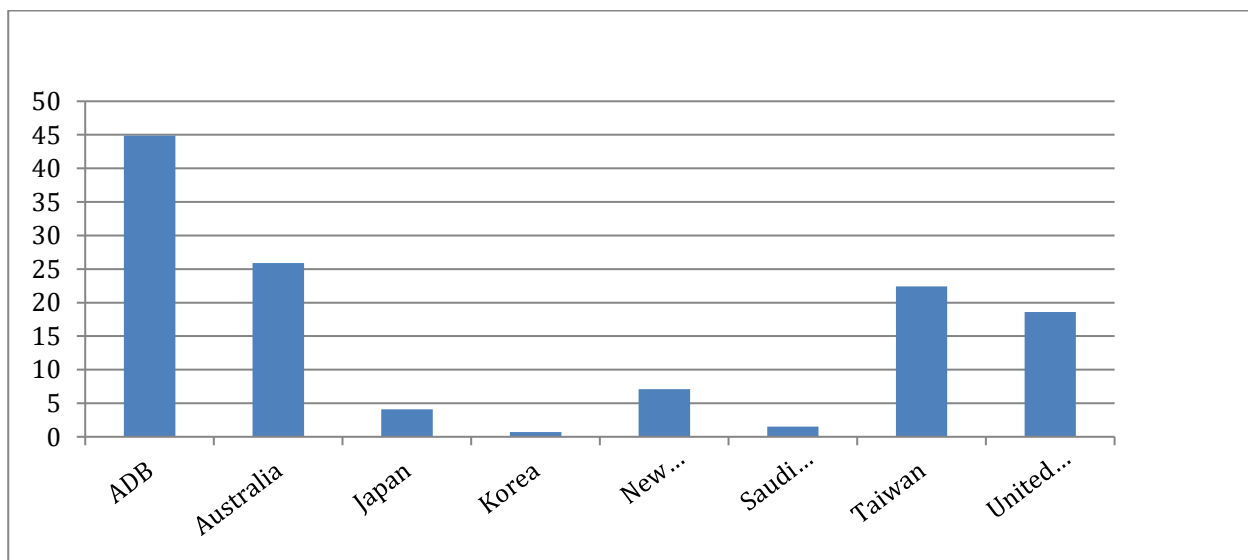
Cash-funded support has decreased to \$2.9 million this year, a reduction of \$2.2 million, largely due to a correction in the classification of UN-funded projects to Aid-In-Kind from Cash-funded support this year.

Aid In-Kind is \$36.5 million higher this financial year. This is due to a substantial \$13.7 million increase in UN funding, increases in ADB support to the Port and Solar projects, New Zealand's contribution to the ADB Economic Reform project and scholarship support, new funding from Korea, and a slight increase in support under the Grassroots Grant Program funded by Japan.

### DONOR SUMMARY FY 2023-2024

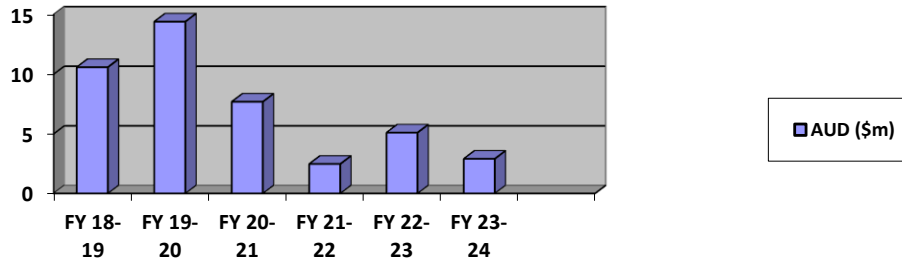
This financial year, ADB is Nauru's largest donor, providing a total of \$44.9 million in support. The next largest donor is Australia, providing a \$25.9 million support package, followed by Taiwan with \$22.1 million in assistance. The UN will provide a total of \$18.7 million across range of fields, followed by NZ which is providing a \$7.3 million package this year, then Japan with \$4.1 million, Saudi Arabia with \$1.5 million and Korea with \$0.7 million.

**CHART 2.1: TOTAL DONOR SUPPORT: FY 2023-24 – ALL SUPPORT TYPES**



## CASH FUNDING FY 2018-19 TO FY 2023-24

CHART 2.2: CASH-FUNDED PROJECTION: FY 2018-19 TO FY 2023-24



The trend of direct cash projections over the last four financial years is depicted in Chart 2.2. Cash-Funded support for this financial year has decreased from \$5.1 million in FY 2022-23 to \$2.9 million in FY 2023-24. Cash-Funded development is now decreasing towards FY 2020-21 levels, as donors are providing more in-kind assistance for this financial year.

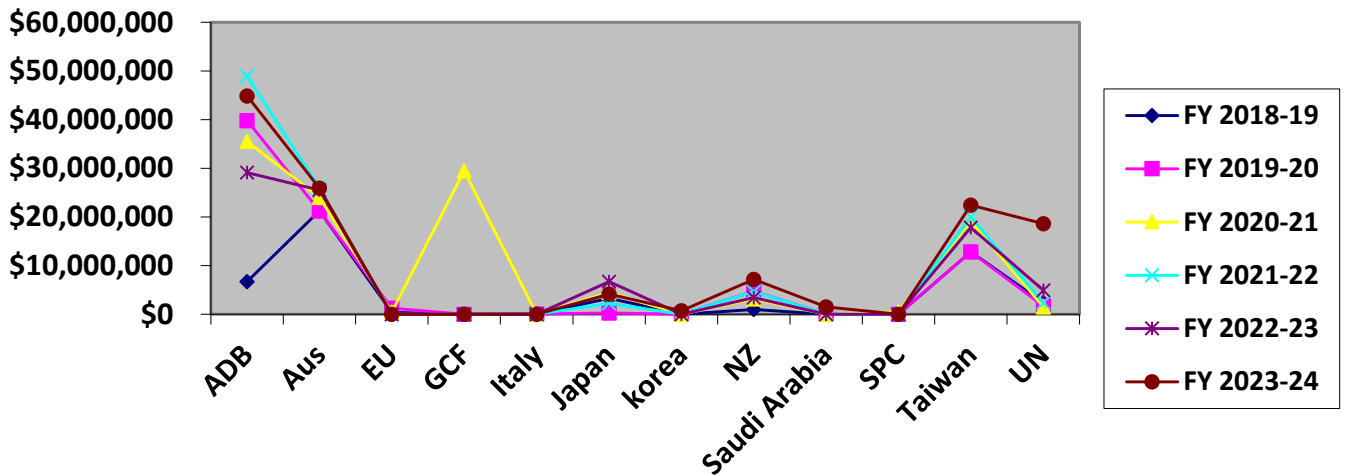
## DONOR INVESTMENT TRENDS FY 2018-19 TO FY 2023-24

Donor investment trends over the past five years are shown in Table 2.4 and Chart 2.3 below.

TABLE 2.4 DONOR PROJECTION: FY 18-19 TO FY 2023-2024

Donor	Total Projection FY 2018-19	Total Projection FY 2019-20	Total Projection FY 2020-21	Total Projection FY 2021-22	Total Projection FY 2022-23	Total Projection FY 2023-2024	Difference FY 2022-23 v FY 2023-24
<b>ADB</b>	\$6,727,073	\$39,817,306	\$35,500,000	\$48,920,000	\$29,100,000	<b>\$44,876,000</b>	<b>\$15,776,000</b>
<b>Australia</b>	\$21,241,000	\$21,241,000	\$24,000,000	\$26,000,000	\$25,500,000	<b>\$25,900,000</b>	<b>\$400,000</b>
<b>EU</b>	\$389,042	\$1,213,287	\$470,535				<b>\$0</b>
<b>GCF</b>			\$29,475,000				<b>\$0</b>
<b>Italy</b>	\$62,496	\$50,000					<b>\$0</b>
<b>Japan</b>	\$3,309,648	\$264,840	\$4,480,000	\$2,210,000	\$6,725,000	<b>\$4,125,000</b>	<b>-\$2,600,000</b>
<b>Korea</b>					\$739,053	<b>\$739,053</b>	<b>\$739,053</b>
<b>New Zealand</b>	\$977,250	\$4,732,250	\$3,120,000	\$4,631,927	\$3,385,191	<b>\$7,143,931</b>	<b>\$3,758,740</b>
<b>Saudi Arabia</b>						\$1,500,000	<b>\$1,500,000</b>
<b>SPC</b>			\$488,525				<b>\$0</b>
<b>Taiwan</b>	\$12,836,354	\$12,836,354	\$19,116,267	\$20,010,013	\$17,812,472	<b>\$22,438,270</b>	<b>\$4,625,797</b>
<b>UN</b>	\$2,328,118	\$1,713,467	\$1,472,925	\$2,362,146	\$4,950,457	<b>\$18,668,167</b>	<b>\$13,717,710</b>

CHART 2.3 DONOR SUPPORT FY 2018-19 TO FY 2023-24



### Traditional Donors

Australia's support has remained consistent, at an average of \$24 million. ADB support has increased by \$15.8 million since last financial year, as support for Port and Solar projects increases. The sustainable and climate resilient connectivity project will be receiving majority of the ADB's funding for FY 2023-2024.

Japan's support this financial year has decreased as funding for the Economic & Social Development Program (ESDP) has largely been received in the previous year. New Zealand's commitment has increased by \$3.8 million this financial year, mainly due to funding towards the ADB Economic Reform project.

Taiwan's investment has increased from FY 2018-19 and FY 2019-20 levels, from an average of \$12 million to \$20 million for FY 2020-21 to FY 2023-24.

The UN's funding has substantially increased by \$13.7 million under the new UN Sustainable Development Cooperation Framework 2023-2027; increasing from an average of \$2.5 million in FY 2018-19 to FY 2022-2023 to \$18.7 million this year.

### Non-traditional Donors

Non-traditional partner donations during the five-year period include Green Climate Fund investment in the Port redevelopment project in FY 2020-21, investment by Italy in a Household Water Storage project in FY 2018-19 and FY 2019-20, and a donation by SPC FY 20-21 for the Global Climate Change Alliance Plus Scaling up Pacific Adaptation (GCCA+ SUPA). This climate change adaptation and resilience project involved procurement of household water tanks, repair and installation of rain catchment systems in private homes.

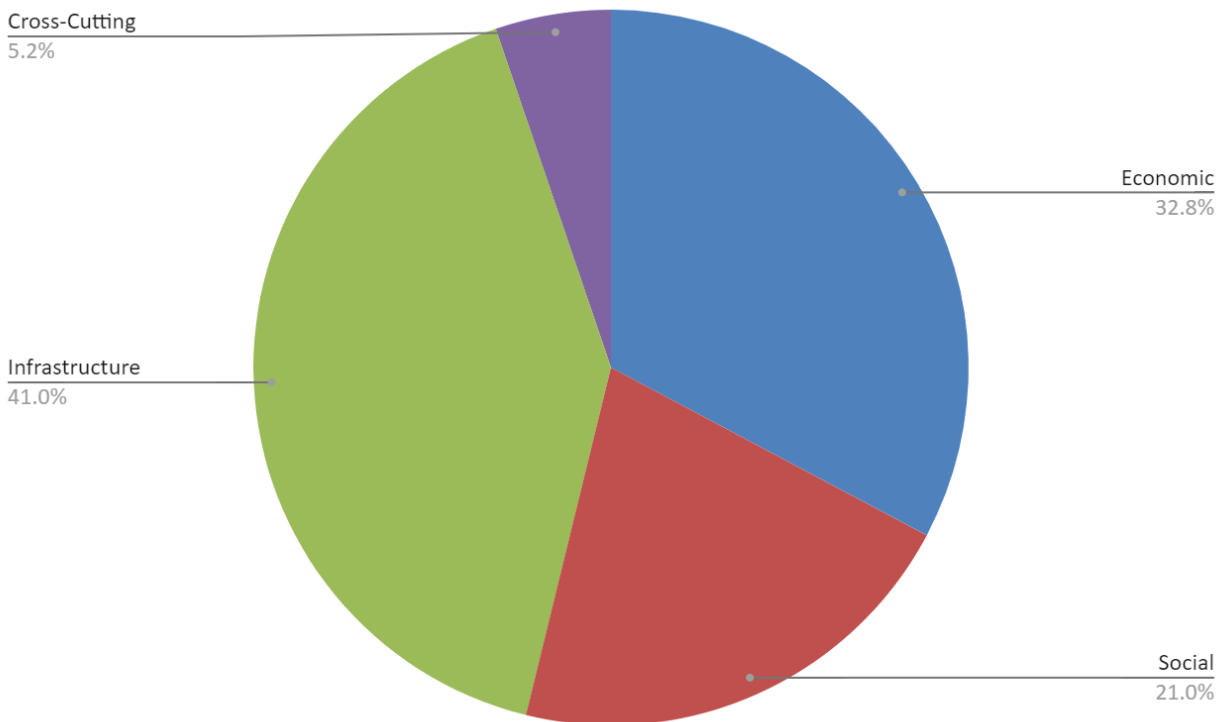
This year, two new project grants will be received from non-traditional donors: the Republic of Korea (\$739,053) for general grant assistance, and Kingdom of Saudi Arabia of \$1.5 million (USD \$1000,000).

## NSDS FUNDING ANALYSIS

TABLE 2.5: TOTAL PROJECTION BY NSDS SECTOR

Sector	Budget Support	Aid In-Kind	Cash Funded	Total
Economic	\$16,798,511	\$24,170,675	\$125,000	\$41,094,186
Social	\$6,875,000	\$19,518,407		\$26,393,407
Infrastructure	\$375,000	\$48,201,664	\$2,778,721	\$51,355,385
Cross-cutting	\$375,000	\$6,172,444		\$6,547,444
<b>Total</b>	<b>\$24,423,511</b>	<b>\$98,063,189</b>	<b>\$2,903,721</b>	<b>\$125,390,421</b>

CHART 2.4: TOTAL PROJECTION BY NSDS SECTOR



As Tables 2.5 and 2.6, and Charts 2.4 and 2.5 illustrate, the Infrastructure Sector receives the most funding in FY 2023-24, at \$51 million. This is a substantial increase of \$22 million from last year's total of \$29.4 million. The increase is due to the additional funding for the Airport runway resurfacing from Australia, extra funding for the Solar and Nauru Sustainable Urban Development Projects from ADB, and increased funding for the Nauru Renewable Energy Initiative from New Zealand.

The Economic sector receives the second largest amount of funding this financial year, worth \$41.1 million. Support to this sector increased by \$21.8 million from last financial year, primarily due to the Resilient Coastal fisheries and aquaculture fund support from the United Nations.

The Social sector receives the third largest portion of development funding in financial year 2023-23, at \$29.4 million. Funding to this sector increased by \$12.6 million from last financial year, which is mainly the result

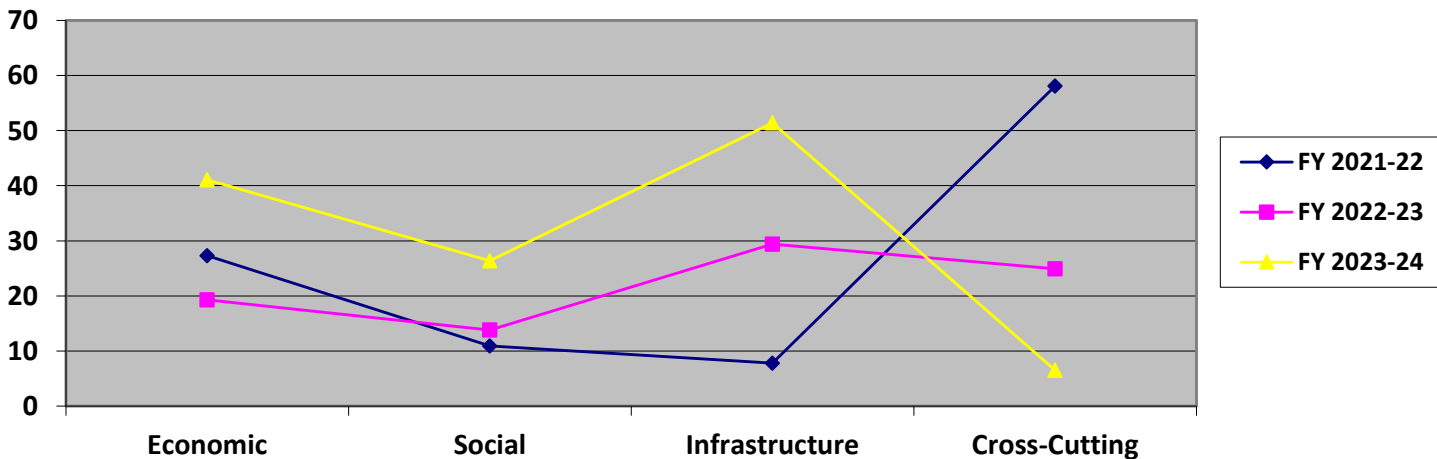
of improved clarity of UN programming, which was aligned with Nauru’s Sustainable Development Strategy KPI development needs.

Finally, the Cross-cutting sector receives the smallest amount of funding this financial year, with \$6.5 million in support. This sector records the most significant fall in funding by \$18.4 million from last year’s total of \$24.9 million. This is mainly due to changes in classification of funding from FY 2022-23, and a reduction in un-programmed *Partnership for Recovery: Australia’s COVID-19 Development response funding from Australia*.

**TABLE 2.6: FY 2022-23 V FY 2023-24 NSDS SECTOR COMPARISON**

Sector	Total FY 2022-23	Total FY 2023-24	Difference
Economic	\$19,336,559	\$41,094,186	\$21,757,627
Social	\$13,819,076	\$26,393,407	\$12,574,331
Infrastructure	\$29,391,706	\$51,355,385	\$21,963,679
Cross-cutting	\$24,925,781	\$6,547,444	-\$18,378,338

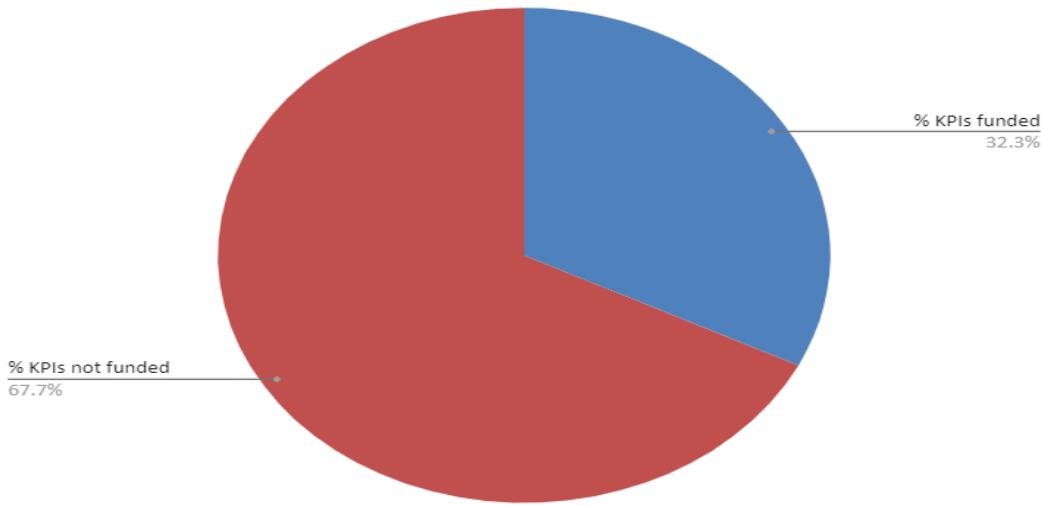
**CHART 2.5: NSDS SECTOR FUNDING COMPARISON FY 2021-22 TO FY 2023-24**



In terms of the NSDS KPIs for FY 22-23, as shown by Chart 2.6 below, 32.3% are supported by donor assistance. The NSDS Annual report, an annual report reviewing NSDS KPI performance, outlines donor investment needs to help Nauru meet NSDS Goals. Donors are encouraged to review the annual reports when designing bilateral programs for Nauru, to direct assistance to the sectors where support is most needed.



**CHART 2.6: % OF NSDS KPIS FUNDED BY DEVELOPMENT SUPPORT**



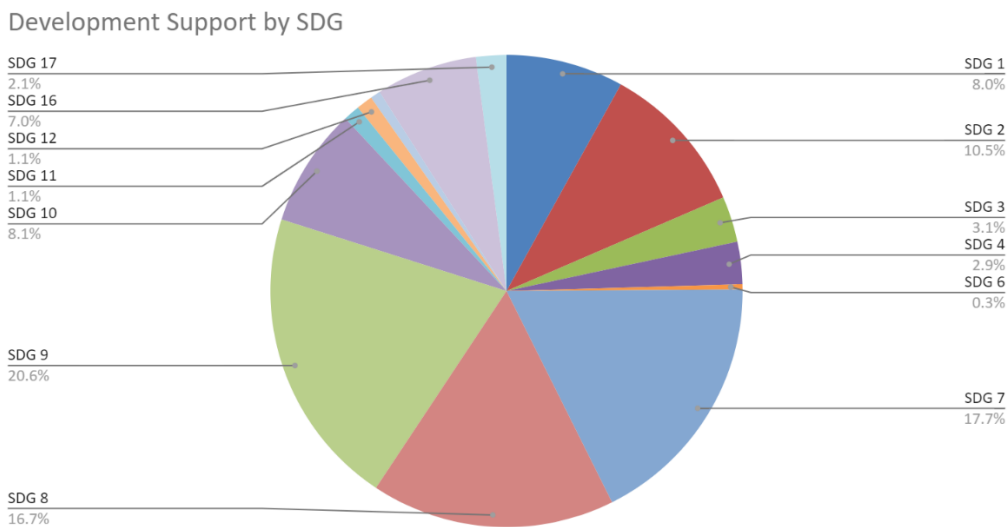
**SDG ANALYSIS**

Chart 2.7 below shows the breakdown of FY 2023-2024 development funding across the 17 UN Sustainable Development Goals.

The SDG with the highest level of funding in FY 2023-2024 is SDG 7 “Ensure access to affordable, reliable, sustainable and modern energy for all.”

No funding has been allocated to SDG 5 “Achieve gender equality and empower all women and girls”, SDG 14 “Conserve and sustainable use the oceans, seas and marine resources for sustainable development” or SDG 15 “Protect, restore and promote sustainable use of terrestrial ecosystems, sustainable manage forests, combat desertification and halt and reverse land degradation and halt biodiversity loss.” Donor assistance in these sectors is welcomed.

**CHART 2.7: DEVELOPMENT FUNDING BY SDG**



**ASIAN DEVELOPMENT BANK (ADB)**

NSDS KPI	Development Project	Budget Support (FY 2023-24)	Aid in-kind (FY 2023-24)	Cash Funded (FY 2023-24)	TOTAL
18d(i)	Sustainable and Climate Resilient Connectivity Project		\$20,085,000		
11c(i)	Improved Fiscal Sustainability and Social Protection Program	\$6,500,000			
15d(i)	Solar Power Development Project		\$16,991,000		
17b(i), 17c(i), 17c(ii), 17d(i) <sup>1</sup>	Nauru Sustainable Urban Development Project		\$1,300,000		
		<b>\$6,500,000</b>	<b>\$38,376,000</b>	<b>\$0</b>	<b>\$44,876,000</b>

For FY 2023-2024, it is anticipated that assistance from the ADB will total approximately \$38.5 million of in-kind support to the three major development projects. \$6.5 million in budget support which was reflected in FY 2022-23 but was not disbursed, will now be paid in FY 2023-2024.

**SUSTAINABLE & CLIMATE RESILIENT CONNECTIVITY PROJECT**

The Sustainable and Climate Resilient Connectivity Project (the Port project) was approved by ADB in August 2018 for USD \$62.28 million (AUD \$91.56 million), inclusive of co-financing from Australia and the Green Climate Fund. ADB further supported additional funding of USD \$15 million in 2022 to meet the Port project's temporary accommodation expense for the project's relocation program.

In FY 2023-24, approximately **AUD \$20 million** is expected to be disbursed for the project to meet construction costs, reimbursement of temporary relocation housing and project supervision fees.

**IMPROVED FISCAL SUSTAINABILITY AND SOCIAL PROTECTION PROGRAM (PUBLIC POLICY STRENGTHENING)**

The proposed Improved Fiscal Sustainability and Social Protection Program involves a set of mutually agreed policy actions. Once achieved, a USD \$5 million (AUD \$6.5 million) grant will be received as budget support.

For FY 2023-24, ADB will disburse AUD 6.5 million as direct budget support to the Government. This budget support was carried forward from the previous financial year projection, as some policy triggers were delayed.

<sup>1</sup> This project also contributes to water infrastructure development. However, there is no KPI covering that so it has been allocated to the waste management KPIs which the project also covers.

**SOLAR POWER DEVELOPMENT PROJECT**

The Solar Power Development Project involved the installation of a 6MW solar energy farm, including institutional capacity development. ADB approved it in September 2019 with a total budget of USD \$22 million (AUD \$32.34 million). For FY 2023-24, ADB expects to disburse AUD \$17 million in-kind assistance towards this project.

**NAURU SUSTAINABLE URBAN DEVELOPMENT PROJECT**

The Nauru Sustainable Urban Development Project will identify opportunities to improve Nauru's water supply, sanitation and solid waste management under the designing phase of the project, funded with USD 5 million Project Readiness Financing (PRF).

For FY 2023-24, ADB expects to disburse USD 1 million (AUD \$1.3 million) in-kind assistance as Project Readiness Financing (PRF) for this project. The disbursement will meet the cost to the contractor responsible for developing the three master plans and the cost to the project management unit supervising the PRF phase of the Urban development project.

**AUSTRALIA**

NSDS KPI	Development Project	Budget Support (FY 2023-24)	Aid In-kind (FY 2023-24)	Cash Funded (FY 2023-24)	TOTAL
	<b>Education</b>		<b>\$5,000,000</b>		
8b(i)	Nauru Education Program		\$3,000,000		
20b(ii), 20b(iii)	Australian Awards		\$2,000,000		
	<b>Health</b>		<b>\$5,000,000</b>		
9a(i) – 9a(v)	Interim Health Program		\$4,400,000		
	New Health Program		\$600,000		
	<b>Governance</b>		<b>\$8,000,000</b>		
1c(iii)	Nauru Intergenerational Trust Fund		2,500,000		
1a(i),1 b(i), 1c(i), 1c(ii), 5b(i)	Nauru Economic Governance		5,500,000		
1a(i), 1b(i), 1c(i), 1c(iii), 5b(i)	<b>Program Support</b>		<b>\$2,900,000</b>		
	<b>Total Bilateral</b>		<b>\$20,900,000</b>		
18g(ii)	Airport Runway Upgrade		5,000,000		
		<b>\$0</b>	<b>\$25,900,000</b>	<b>\$0</b>	<b>\$25,900,000</b>

Australia continues to be one of Nauru's major donor partners with an expected bilateral allocation of **\$25.9 million** for FY 2023-24. This financial year the funding is represented as Aid In-Kind.

**NEW AUSTRALIAN DEVELOPMENT POLICY**

Australia will partner with Nauru on a program of support based on mutual trust, respect and shared values of fairness and equality. Australian and Nauru will address challenges in the health, education, infrastructure and governance sectors. Australia will also work with the Government of Nauru on gender equality and disability inclusion across all sectors.

**EDUCATION**

Australia will continue implementing a new Education program with \$5 million of Aid In-Kind assistance in FY 2023-24. The new program will focus on improving student enrolment and attendance, improving learning outcomes and strengthening systems in the Ministry of Education. Australia will also continue to support Nauruan tertiary scholarships in 2023-24. Around 19 Nauruan students were studying in Australia and the Pacific at the start of FY 2022-23. Australia's scholarship support is estimated at \$2 million in FY 2023-24.

**HEALTH**

Australia will support Nauru's broader health plans, including funding technical experts, key personnel and infrastructure in the Ministry of Health with in-kind support valued at \$5 million.

## **INFRASTRUCTURE**

Australia commenced a project to resurface the airstrip at Nauru airport. The total project value is estimated at \$40 million from 2022-23. The bulk of the funding will come from the Australian Infrastructure Financing Facility for the Pacific, and the bilateral program will contribute \$10 million over three years. \$5 million will be provided in FY 2023-24. Other infrastructure projects include the East Micronesia Cable (co-financed with USA, Japan and Nauru) and the Port Development project, co-financed with the Asian Development Bank and the Green Climate Fund.

## **GOVERNANCE**

As a member of the Nauru Intergenerational Trust Fund Committee, Australia will make a contribution of at least \$2.5 million to the Fund in FY 2023-24. The Nauru Trust Fund continues to be a mutual priority and an important mechanism to support Nauru's economic sustainability, positioning Nauru to access dividends to manage future economic transitions.

Economic governance support is mostly supplied through the AUSP3 program, responding to Nauru's requests for technical assistance in the Department of Finance (Treasury, Planning and Aid, Revenue and Customs Divisions) and the Department of Infrastructure. Support through this modality is estimated at \$5.5 million in FY 2023-24.

Australia will also provide support to the UNDP Nauru Accountability and Inclusive Governance project.

## **PROGRAM SUPPORT**

Program costs across all sectors includes salaries, maintenance, vehicles, and utilities. \$2.9 million will be allocated in financial year 2023-24.

## **REGIONAL PROGRAMS**

Australia also manages a range of regional programs that contribute to Nauru, including:

- The Pacific Australia Labour Mobility Scheme (PALM) – Pacific Labour Facility
- Pacific Aviation Support Program – North Pacific Connector – works with airlines to enable regular, reliable and scheduled flights
- Pacific Public Administration Governance Initiative – Pacific Financial Technical Assistance Centre (PFTAC)
- Australian Pacific Training Coalition (APTC) – Stage three – Vocational Education and Training
- Pacific Police Development Program – Nauru Australia Policing Partnership (NAPP)
- The Pacific Regional Health Investment - Visiting Medical Teams e.g. Royal Australasian College of Surgeons, and
- Pacific Pharmaceutical Laboratory Testing Program – supporting the testing of hospital pharmaceuticals.

**JAPAN**

<b>NSDS KPI</b>	<b>Development Project</b>	<b>Budget Support (FY 2023-24)</b>	<b>Aid In-Kind (FY 2023-24)</b>	<b>Cash Funded (FY 2023-24)</b>	<b>TOTAL</b>
9a(i) – 9a(v), 17d(i), 19a(i)	Economic & Social Development Program (ESDP)		\$3,800,000		
3a	Grassroots Grant Program for Human Security Projects (GGP)		\$200,000	\$125,000	
		<b>\$0</b>	<b>\$4,000,000</b>	<b>\$125,000</b>	<b>\$4,125,000</b>

**THE ECONOMIC & SOCIAL DEVELOPMENT PROGRAM (ESDP)**

The Economic & Social Development Program (ESDP) is a type of assistance intended to support Nauru by promoting its economic and social development efforts inclusive of poverty reduction. ESDP provides foreign currency for import of goods as Aid In-Kind. Procurement of Medical Equipment (approximately **AUD \$1.3 million**) is continuing for financial year 2023-24 to assist the Ministry of Health and Medical Services. A separate ESDP agreement was signed in August 2021 and is ongoing for the procurement of heavy machinery (**AUD \$2.5 million**) to enhance waste management services. A new ESDP project to assist with the procurement of undersea cable will be signed and funded in 2023-24.

**GRANT ASSISTANCE FOR GRASS-ROOTS AND HUMAN SECURITY PROJECTS (GGP)**

Grant Assistance for Grass-Roots and Human Security Projects (GGP) with a total value of **AUD \$125,000** will be provided to fund a future project. Separately, a new crane truck worth **AUD \$200,000** will be procured for the Nauru Fisheries and Marine Resources Authority.

**NEW ZEALAND (MFAT)**

NSDS KPI	Development Project	Budget Support (FY2023-24)	Aid In-Kind (FY2023-24)	Cash Funded (FY2023-24)	TOTAL
1c(iii)	Nauru Intergenerational Trust Fund		\$937,306		
15d(iii)	Nauru Energy Efficiency		\$1,372,162	\$618,509	
14c(i)	Nauru Inclusive Political Processes		\$937,306		
1b(i), 1c(i), 11c(i)	Nauru Economic Reform Phase 2		\$2,718,053		
1d(i)	Nauru Private Sector Roadmap Implementation		\$105,575		
20b(ii), 20b(iii)	Scholarships		\$570,791		
		<b>\$0</b>	<b>\$6,641,193</b>	<b>\$618,509</b>	<b>\$7,259,702</b>

**NAURU INTERGENERATIONAL TRUST FUND**

New Zealand will make an annual contribution of **NZD \$1 million (around AUD \$937,306) on June 2024** to the Nauru Intergeneration Trust Fund for the financial year 2023-24, as a member of the Trust Fund Committee.

**NAURU ENERGY EFFICIENCY - NAURU ENERGY EFFICIENCY ON THE DEMAND SIDE (NEEDS) PROJECT**

The Nauru Energy Efficiency on the Demand Side (NEEDS) project Grant Funding Agreement (GFA) was signed in December 2020, and is funded by the Ministry of Foreign Affairs and Trade (MFAT) of the Government of New Zealand. The aim is to support the achievement of the 30% energy efficiency target set in the Nauru Energy Road Map (NERM). The project is now in the implementation phase. NEEDS project funding of **NZD \$2,032,275 (around AUD \$1,990,671)** will be provided in financial year 2023-24. This project is partly funded in-kind (to consultants to help with programme management and data monitoring and evaluation) and partly through cash funding (to undertake projects, hire staff and provide long-term advice, training and education on energy efficiency). The breakdown of this support is expected to follow the program outlined below:

- July 2023 – NZD \$144,000
- August 2023 – NZD \$15,000
- September 2023 – NZD \$59,900
- October 2023 – NZD \$674,838
- November 2023 – NZD \$15,000
- December 2023 – NZD \$66,205
- January 2024 – NZD \$277,332
- February 2024 – NZD \$115,000
- March 2024 – NZD \$215,000
- April 2024 – NZD \$120,000

- May 2024 – NZD \$110,000
- June 2024 – NZD \$220,000.

### **NAURU INCLUSIVE POLITICAL PROCESSES – UNDP NAURU ACCOUNTABLE AND INCLUSIVE GOVERNANCE (NAIG)**

New Zealand is expected to contribute **NZD \$1 million (AUD \$937,306)** in September 2023 towards the UNDP Nauru Accountable and Inclusive Governance (NAIG) Project. This activity builds on the UNDP’s Phase One of electoral strengthening support in financial years 2018-2020, with particular focus on parliamentary autonomy, continued electoral strengthening and women’s political empowerment.

### **NAURU ECONOMIC REFORM PHASE TWO**

New Zealand is projected to provide **NZD \$2,900,000 (AUD \$2,718,053)** in FY 2023-24 to phase two of the Economic Reform Activity program run by the Asian Development Bank (ADB). This support aims to improve economic governance to strengthen Nauru’s public financial management and fiscal sustainability. The specific policy reform actions agreed with the Government of Nauru are to:

- strengthen fiscal and debt management
- improve the governance of SOE’s, and
- provide support to vulnerable groups.

The programme combines technical assistance and direct budget support. NZD \$1,100,000 is forecast for October 2023 and NZD \$1,800,000 is forecast for May 2024. As the funding is reforms-based, timing of funding disbursement is subject to change.

### **NAURU PRIVATE SECTOR ROADMAP IMPLEMENTATION**

During financial year 2020-21, the NCC and ABV worked in partnership to develop the Private Sector Development Road Map, aligned with Nauru’s National Sustainable Development Strategy. NCC and ABV’s partnership will now focus on implementing the Road Map, focusing on Medium Enterprises (MSME) capability development as well as overall coordination support of Road Map activities and NCC strategic business planning.

The establishment of an NCC Business Hub is a key part in achieving outcomes under *the Australian Business Volunteers & NCC – Phase 2 Partnership: Private Sector Road Map Implementation and Micro, Small, and capability development*. New Zealand plans to provide **NZD \$113,000 (AUD \$105,575)** in FY 2023-24 towards the Nauru Chamber of Commerce (NCC) Business Hub’s initial 12 months expenses. The timing of funding is dependent on the completion of the refurbishment of the Business Hub, located in the Nauru Civic Centre.

The Business Hub’s support functions will include market assessment and development, regional dialogue and shared learning, MSME capability building and network development.



## SCHOLARSHIPS

Nauru is included in the New Zealand Manaaki Scholarships Programme. **NZD \$609,000 (\$570,791)** is allocated for Nauruan scholars in FY 2023-24. The priority sectors for Nauruan applicants include:

- Climate Change and the Environment
- Disaster Management
- Economic resilience and private sector
- Education
- Fisheries
- Food Safety and Agriculture
- Governance
- Health
- Information Communications Technology
- Law and Justice
- Renewable Energy, and
- Tourism.

**SAUDI ARABIA**

<b>NSDS KPI</b>	<b>Development Project</b>	<b>Budget Support (FY 2023-24)</b>	<b>Aid In-Kind (FY 2023-24)</b>	<b>Cash Funded (FY 2023-24)</b>	<b>TOTAL</b>
Social Sector-Goal 5	Direct Budget Support	\$1,500,000			
		<b>\$1,500,000</b>	<b>\$0</b>	<b>\$0</b>	<b>\$1,500,000</b>

The Kingdom of Saudi Arabia will provide \$1,500,000 (USD \$1,000,000) in direct Budget Support to address government priorities.

**SOUTH KOREA**

<b>NSDS KPI</b>	<b>Development Project</b>	<b>Budget Support (FY 2023-24)</b>	<b>Aid In-Kind (FY 2023-24)</b>	<b>Cash Funded (FY 2023-24)</b>	<b>TOTAL</b>
Social Sector	Economic & Social Development Program (ESDP)		\$739,053		
		<b>\$0</b>	<b>\$739,053</b>	<b>\$0</b>	<b>\$739,053</b>

The Republic of Korea will provide \$739,053 (USD \$500,000) as part of its International Cooperation Plan for Special Grant Assistance in 2024.

**TAIWAN (ROC)**

<b>NSDS KPI</b>	<b>Development Project</b>	<b>Budget Support (FY 2023-24)</b>	<b>Aid In-Kind (FY 2023-24)</b>	<b>Cash Funded (FY 2023-24)</b>	<b>TOTAL</b>
1a(i), 1c(iii), 4a(i), 11c(i)	General Budget Support	\$16,423,511			
2a(i), 2b(i)	Taiwan Technical Mission		\$1,493,247		
15d(i)	Solar Power Panels		\$597,291		
20b(ii), 20b(iii)	Scholarships		\$590,974		
9a(i)	Dialysis Center Project Fund		\$920,000		
24a(i)	Climate Change Fund		\$1,493,247		
9a(v)	Medical Cooperation		\$590,974		
		<b>\$16,423,511</b>	<b>\$5,685,733</b>		<b>\$22,109,244</b>

**GENERAL BUDGET SUPPORT**

Taiwan's contribution comprises **approximately AUD \$16.4 million (USD \$11 million)** in direct Budget Support for mutually agreed purposes. This Budget Support is reflected in the GoN Budget as cash. Annual contribution by Taiwan (ROC) to the Nauru Intergovernmental Trust Fund of AUD \$2.9 million (USD \$2 million) is reflected in the bilateral funding.

**TAIWAN TECHNICAL MISSION**

Aid in-kind support through the technical mission is mostly directed toward improving household agriculture through training and provision of seedlings, reversing the NCD trend and visiting medical specialists. In FY 2023-2024, this is valued at **AUD \$1.4 million (USD \$1 million)**.

**SOLAR POWER PANELS**

Taiwan supports Nauru's efforts to reduce reliance on fossil fuels through a solar power project valued at **AUD \$597,291 (USD \$400,000)** for local churches (Pacific Lighthouse Church and Orro Congregational Church) in FY 2023-2024.

**SCHOLARSHIPS**

Scholarships for secondary students to study in Taiwan is valued at **AUD \$590,974 (USD \$400,000)** for the coming fiscal year.

**DIALYSIS CENTER PROJECT FUND**

Discussions are currently underway regarding Taiwanese support for renovation and equipment upgrading of the Dialysis Center at RON Hospital. Taiwan's funding for this purpose is **AUD \$920,000**.

**CLIMATE CHANGE FUND**

Discussions are currently underway regarding Taiwanese support to building houses for families affected by climate change. Taiwan's funding for this purpose is **AUD \$1,493,247 (USD \$1 million)**.

**MEDICAL COOPERATION**

Taiwan helps Nauru enhance public health and medical capability by dispatching a resident doctor and at least 2 mobile medical teams in every year. In FY 2023-2024, this is valued at **AUD \$590,974 (USD \$400,000)**.

**UNITED NATIONS (UN)**

<b>NSDS KPI</b>	<b>Development Project</b>	<b>Budget Support (FY 2023-24)</b>	<b>Aid In-Kind (FY 2023-24)</b>	<b>Cash Funded (FY 2023-24)</b>	<b>TOTAL</b>
15d(iii)	<b>UNDP-</b> Supporting Mainstreamed Achievement of Roadmap Targets on Energy in Nauru (SMARTEN)			\$2,162,940	
2b(i), 8b(ix), 9a(i)- (v)	<b>ITU</b> – Enhanced capacity on ICT and Climate Change and E-WASTE management <sup>2</sup>		\$22,395		
24b(i)	<b>UNESCO</b> – Strengthened NTWC and NDMO capacity to effectively warn people and 100% tsunami at risk communities to be officially recognized tsunami Ready by 2030		\$44,791		
11a(ii), 11a(iii)	<b>UNESCO</b> – Support Pacific SIDs to effectively protect, conserve and manage natural and cultural heritage through the implementation of the 1972 Convention Concerning the Protection of the World		\$1,538		
24b(i)	<b>WFP-</b> Strengthened national capacities to prepare and respond to climate change and other shocks that affect food security and nutrition through better data collection and analysis to conduct vulnerability and post disaster assessments (including using GIS mapping)		\$170,207		
	<b>TOTAL OUTCOME 1: PLANET</b>		<b>\$238,931</b>	<b>\$2,162,940</b>	
9a(ii)	<b>UNDP-</b> The Multi-Country Western Pacific Integrated HIV/tuberculosis (TB) Programme		\$124,667		
9a(i)	<b>UNICEF</b> Health & Nutrition/ Output 1: Policy, Planning & Financing for Health & Nutrition		\$26,873		
8b(i), 8b(iii)	<b>UNESCO</b> - PacREF: Regionally identified and agreed definitions and concepts of 21st century skills and guidance for mainstreaming 21st century skills across curricula, teacher education and student assessments in place		\$150,106		
9a(i)	<b>WFP-</b> Support enhanced data and evidence for policy and programme design of strengthened food systems to promote healthy diets and nutrition		\$3,225		

<sup>2</sup> Preparing for telehealth and tele-education once cable is in place. ICT support for agriculture – e.g. remotely controlling greenhouse using ICT.

NSDS KPI	Development Project	Budget Support (FY 2023-24)	Aid In-Kind (FY 2023-24)	Cash Funded (FY 2023-24)	TOTAL
9a(ii)	WHO Local guidance and practice for TB, including MDR-TB is updated in line with WHO guidance		\$74,651		
	<b>TOTAL OUTCOME 2: PEOPLE</b>		<b>\$379,522</b>		
2a(i), 2b(i)	FAO – Strengthened enabling environment to enhance sustainable and gender-sensitive agri-food system, including nutrition		\$97,046		
11c(i)	UNICEF – SP/ Output 1: Child sensitive data planning, budgeting and reporting (inclusive social policies and programs that reduce multi-dimensional child poverty.		\$6,118		
20a (i) –(iv)	ITU - Increased innovation through model digital transformation pilot demonstration		\$298,606		
1c(ii), 21f(i)	UNCTAD- To improve trade facilitation and border/customs procedures		\$400,383		
2b(i), 8b(ix), 9a(i)-(v)	UNESCO - JP Micronesia Digital Transformation Communication and Information <sup>3</sup>		\$39,493		
3a	UNFCCC- Resilient Coastal fisheries and aquaculture		\$11,934,238		
	<b>TOTAL OUTCOME 3: PROSPERITY</b>		<b>\$12,775,884</b>		
14c(i)	UNDP- The Nauru Accountable and Inclusive Governance (NAIG) project		\$2,857,301		
21a(ii)	OHCHR- support will focus on the right to participation, promotion of a safe and enabling environment for civil society and exercise of rights, community engagement and strengthened reporting and implementation of UPR recommendations.		\$134,210		
	UNHCR National systems that impact persons served are more aligned with international law and standards		\$44,767		
21d(i), 21e(i)	UNODC - Technical support to law enforcement and border agencies to fight transnational organised crime including maritime crime		\$74,612		
	<b>TOTAL OUTCOME 4: PEACE</b>		<b>\$3,110,890</b>		
	<b>Total</b>		<b>\$16,505,227</b>	<b>\$2,162,940</b>	<b>\$18,668,167</b>

<sup>3</sup> Preparing for telehealth and tele-education once cable is in place. ICT support for agriculture – e.g. remotely controlling greenhouse using ICT.

The United Nations Sustainable Development Cooperation Framework captures high-level outcomes to be achieved in 2023-2027 with the UN's contribution and is articulated around the 2030 Agenda's main pillars – **People, Prosperity, Planet, Peace, and Partnership**. The cooperation Framework aspires to contribute to a Pacific region where “all people, leaving no place behind, are equal and free to exercise their fundamental rights, enjoying gender equality and peace, resilient to the existential threats and living in harmony with the blue continent.” Below is an outline of key interventions areas where the UN will support Nauru this financial year.

## PLANET

**Outcome 1:** By 2027, people, communities and institutions are more empowered and resilient to face diverse shocks and disasters, especially related to climate change, and ecosystems and biodiversity are better protected, managed, and restored.

The UN will support Nauru in the following areas under this outcome:

- Promoting sustainable natural resource management and utilization
- Protection, conservation, and management of natural and cultural heritage
- Preserving biodiversity and prevention of invasive species, pests, and diseases
- Strengthening waste management, including hazardous waste and harmful chemicals
- Increasing the resilience, preparedness, and response of authorities, communities, and ecosystems to climate change impacts and natural disasters such as hydro-meteorological hazards
- Enhancing logistics and telecommunications infrastructure for emergency response
- Ensuring the continuity of essential services during emergencies, including but not limited to food security, water, sanitation, hygiene, sexual and reproductive health services, and support for victims of gender-based violence, and
- Increasing availability and accessibility of data, including through GIS mapping.

Support in the following areas will also be explored:

- Providing technical assistance to report on national determined contributions (NDCs)
- Providing technical assistance to develop climate change and water related policies
- Providing legal expertise in community marine managed laws, regulations, and management plans
- Supporting the development of a communication strategy/plan and public awareness campaign on preserving fisheries resources and the regulations of fisheries management
- Conducting a feasibility study and implementation of the Ocean Thermal Energy Conversion (OTEC)
- Supporting effective milkfish hatching, farming, and production
- Developing a masterplan and supporting the Higher Ground Initiative (HGI), and
- Exploring potential innovative interventions to climate infrastructure, such as floating solutions.

## PEOPLE

**Outcome 2:** By 2027, more people, particularly those at risk of being left behind, benefit from more equitable access to resilient, and gender-responsive, quality basic services, food security/nutrition and social protection systems.

The UN will support Nauru in the following areas under this outcome:

- Strengthening policy frameworks, capacities, and awareness on child protection, including during shocks and emergencies
- Strengthening education systems throughout the lifecycle including multi-sectoral early childhood development and integrating climate change and sustainable development as well as inclusive ICT usage
- Fostering 21st-century skills through learner-centred and multisensory approaches to learning, including Technical and Vocational Education and Training (TVET)
- Supporting high-quality and resilient health care, including primary care in emergencies as well as addressing non-communicable diseases (NCDs) through policy and guidance on alcohol, tobacco, diet, and physical activity
- Improving sexual reproductive health and gender-based violence rights and services, including in emergencies, by increasing access, coverage, awareness, and capacities
- Reducing the spread of HIV and TB through prevention, diagnosis, and treatment
- Reducing the triple burden of malnutrition through multi-sectoral actions, policies, and capacity building to foster healthy eating habits and lifestyles
- Addressing discriminatory gender and social norms through evidence-based analysis and capacity building
- Enhancing the national statistical system's capacity for evidence generation, and
- Improving vaccine distribution and management systems and enhancing immunization services.

Support in the following areas will also be explored:

- Developing policies and capacities to work with minor offenders/inmates
- Developing health-specific standard operating procedures (SOPs) for the care and support of vulnerable groups
- Strengthening mental health systems and advocacy, and
- Procuring water testing equipment, strengthening lab processing facilities, staff training, and water quality surveillance.

## PROSPERITY

**Outcome 3:** By 2027, more people, especially those at risk of being left behind, contribute to and benefit from sustainable, resilient, diversified, inclusive and human-centred socio-economic systems with decent work and equal livelihoods' opportunities, reducing inequalities and ensuring shared prosperity.

The UN will support Nauru in the following areas under this outcome:

- Supporting policy coherence, as well as the integration of planning and financing systems



- Identifying, preserving, and promoting living heritage and historical areas
- Scaling up digital transformation, support digital economy, and increase access to information
- Supporting inclusive economic empowerment programmes in rural communities
- Promoting the development of sustainable, climate-smart, and inclusive agri-food systems
- Assessing and building capacity on valuation of ecosystem goods and services
- Building capacity for low carbon transportation
- Enabling the use of child-sensitive data in planning, budgeting, and reporting
- Promoting evidence-based decision-making on population structures, while taking into consideration demographic transitions, population dynamics, sexual and reproductive health and rights, and gender-based violence, and
- Supporting the implementation and reporting on Agenda 2030, SAMOA Pathway and the 2050 Strategy for the Blue Pacific Continent.

Support in the following areas will also be explored:

- Improving financial service access through policy, regulatory, and economic settings, including Foreign Direct Investment policy & roadmap.
- Developing a renewable energy strategy
- Establish insurance policies and legislation and provide guidelines for implementation, and
- Strengthening interdepartmental collaboration and safeguarding information sharing systems.

## **RESILIENT COASTAL FISHERIES AND AQUACULTURE**

This project addresses long-standing barriers that hamper the implementation of adaptation solutions in the coastal fisheries and aquaculture sector, and therefore will contribute to greater food security, nutrition and ecosystem health. The project components include:

- strengthened policy and planning strategies
- increased technical abilities of civil servants and communities through awareness raising campaigns
- improved food security and nutrition through farmed fish supply, and
- increased resilience of ecosystems and adaptive capacity of communities for adaptation planning and environmental protection.

Project implementation is expected to occur in January 2024, with the Pacific Community (SPC) as the implementing entity, and executing responsibilities shared with the GoN.

## PEACE

**Outcome 4:** By 2027, people enjoy and contribute to more accountable, inclusive, resilient and responsive governance systems that promote gender equality, climate security, justice, and peace, ensure participation, and protect their human rights.

The UN will support Nauru in the following areas under this outcome:

- Supporting governance reforms that promote transparency, accountability, and freedom from corruption while strengthening capacities and legislation in accordance with international standards
- Engaging with international human rights mechanisms, including Special Procedures, the Universal Periodic Review and Treaty Body ratification, reporting and the implementation of concluding observations
- Promoting gender equality, empowering women and young people, and supporting the implementation and monitoring of the Convention on the Elimination of All Forms of Discrimination against Women (CEDAW) Strengthening law enforcement and border management capacity, particularly to combat transnational organized crime, including human trafficking and maritime crime
- Improving child protection services through capacity building and enhanced birth registration services
- Providing technical assistance and capacity building for the design and digitalization of the civil registration and vital statistics (CRVS), and
- Building the institutional capacity of national parliament on key development issues and promoting outreach to traditionally excluded groups such as women and youth.

Support in the following areas will also be explored:

- Supporting the creation of an enabling environment to increase trade, business, investment and sustainable development.

## PART III: DEVELOPMENT FUND TABLES AND GRAPHS

An overview of funds to be received by organisation for FY 2023-24 is depicted in Table 3.1 below.

**TABLE 3.1 RECIPIENT SUMMARY**

Donor	Development Project	Budget Support	Aid in-kind	Cash Funded	Recipient Organisation
ADB	Sustainable and Climate Resilient Connectivity Project		\$20,085,000		NMPA
ADB	Improved Fiscal Sustainability and Social Protection Program	\$6,500,000			Finance, WASDA
ADB	Solar Power Development Project		\$16,991,000		NUC
ADB	Nauru Sustainable Urban Development Project		\$1,300,000		DCCNR, DEMA
Australia (DFAT)	Nauru Education Program		\$5,000,000		Education
Australia (DFAT)	Australia Awards		\$3,000,000		Education
Australia (DFAT)	Interim Health Program		\$4,400,000		Health
Australia (DFAT)	New Health Program		\$600,000		Health
Australia (DFAT)	Airport Runway Upgrade		\$5,000,000		Transport
Australia (DFAT)	Nauru Intergenerational Trust Fund		\$2,500,000		Finance
Australia (DFAT)	Nauru Economic Governance		\$5,500,000		Finance
Australia (DFAT)	Program Support		\$2,900,000		External
JAPAN	Economic & Social Development Program (ESDP)		\$3,800,000		Finance
JAPAN	Grassroot Grant Program for Human Security Projects (GGP)		\$200,000	\$125,000	Finance
NEW ZEALAND	Nauru Intergenerational Trust Fund		\$933,316		Finance
NEW ZEALAND	Nauru Energy Efficiency		\$1,280,664	\$615,781	DCCNR, DEMA
NEW ZEALAND	Nauru Inclusive Political Processes		\$933,316		Parliament
NEW ZEALAND	Nauru Economic Reform Phase 2		\$2,706,781		Finance- Commerce
NEW ZEALAND	Nauru Private Sector Roadmap Implementation		\$105,575		Finance-Commerce
NEW ZEALAND	Scholarships		\$568,498		Education
SAUDI ARABIA	Direct Budget Support	\$1,500,000			Finance
TAIWAN	Direct Budget Support	\$16,423,511			Finance
TAIWAN	Enhancing Public Health Services and improving Dialysis Center facilities		\$16,423,511		Health
TAIWAN	Climate Change		\$1,493,247		DCCNR, DEMA
TAIWAN	Scholarships		\$597,291		Education
TAIWAN	Taiwan Technical Mission		\$590,974		DEMA
TAIWAN	Solar Power Panel		\$920,000		NUC

Donor	Development Project	Budget Support	Aid in-kind	Cash Funded	Recipient Organisation
TAIWAN	Medical Cooperation		\$1,493,247		Health
United Nations (UN)	<b>UNDP</b> - Supporting Mainstreamed Achievement of Roadmap Targets on Energy in Nauru (SMARTEN)			\$2,162,940	DCCNR
United Nations (UN)	<b>ITU</b> – Enhanced capacity on ICT and Climate Change and E-WASTE management		\$22,395		ICT, DEMA, Health, Education
United Nations (UN)	<b>UNESCO</b> – Strengthened NTWC and NDMO capacity to effectively warn people and 100% tsunami at risk communities to be officially recognized tsunami Ready by 2030		\$44,791		NES
United Nations (UN)	<b>UNESCO</b> – Support Pacific SIDs to effectively protect, conserve and manage natural and cultural heritage through the implementation of the 1972 Convention Concerning the Protection of the World		\$1,538		Internal Affairs
United Nations (UN)	<b>WFP</b> - Strengthened national capacities to prepare and respond to climate change and other shocks that affect food security and nutrition through better data collection and analysis to conduct vulnerability and post disaster assessments (including using GIS mapping)		\$170,207		DEMA
United Nations (UN)	<b>UNDP</b> - The Multi-Country Western Pacific Integrated HIV/tuberculosis (TB) Programme		\$124,667		Health
United Nations (UN)	<b>UNICEF</b> H&N/ Output 1: Policy, Planning & Financing for H&N		\$26,873		Health
United Nations (UN)	<b>UNESCO</b> - PacREF: Regionally identified and agreed definitions and concepts of 21st century skills and guidance for mainstreaming 21st century skills across curricula, teacher education and student assessments in place		\$150,106		Education
United Nations (UN)	<b>WFP</b> - Support enhanced data and evidence for policy and programme design of strengthened food systems to promote healthy diets and nutrition		\$3,225		DEMA, Health
United Nations (UN)	<b>WHO</b> Local guidance and practice for TB, including MDR-TB is updated in line with WHO guidance		\$74,651		Health
United Nations (UN)	<b>FAO</b> – Strengthened enabling environment to enhance sustainable and gender-sensitive agri-food system, including nutrition		\$97,046		DEMA
United Nations (UN)	<b>UNICEF</b> – SP/ Output 1: Child sensitive data planning, budgeting and reporting (inclusive social policies and programs that reduce multi-dimensional child poverty.		\$6,118		WASDA

Donor	Development Project	Budget Support	Aid in-kind	Cash Funded	Recipient Organisation
United Nations (UN)	<b>ITU</b> - Increased innovation through model digital transformation pilot demonstration		\$298,606		ICT
United Nations (UN)	<b>UNCTAD</b> - To improve trade facilitation and border/customs procedures		\$400,383		Customs
United Nations (UN)	<b>UNESCO</b> - JP Micronesia Digital Transformation Communication and Information		\$39,493		ICT, DEMA, Health, Education
United Nations (UN)	<b>UNDP</b> - The Nauru Accountable and Inclusive Governance (NAIG) project		\$2,857,301		Parliament, NEC
United Nations (UN)	<b>OHCHR</b> - support will focus on the right to participation, promotion of a safe and enabling environment for civil society and exercise of rights, community engagement and strengthened reporting and implementation of UPR recommendations.		\$134,210		Parliament
United Nations (UN)	<b>UNHCR</b> National systems that impact persons served are more aligned with international law and standards		\$44,767		Justice
United Nations (UN)	<b>UNODC</b> - Technical support to law enforcement and border agencies to fight transnational organised crime including maritime crime		\$74,612		Justice, Customs
United Nations	<b>UNFCCC</b> - Resilient Coastal fisheries and aquaculture		\$11,934,238		DEMA, Fisheries
		<b>\$24,423,511</b>	<b>\$98,063,189</b>	<b>\$2,903,721</b>	

## PART IV: CARRY-OVER BALANCE – DEVELOPMENT FUND

This table lists the balance carried over from the previous financial year, in addition to the new projection, to give an updated total balance for the development fund.

**TABLE 4.1: CARRY- OVER BALANCE FROM FY 2022-23**

Dept Head	Donor Name	Project Code	Project Name	Sector Name	Balance as 30/04/23	Forecast for 2 months	Closing Balance 30/06/23
DEMA	ROC Taiwan	1003	Micro Finance Loan	Economics	\$6,924	\$1,385	\$8,309
DEMA	Australia (DFAT)	2728	Provision of Household Water Tanks	Infrastructure	0		-
DEMA	SPC	5008	Integrated Water	Cross-Cutting	0		
DEMA	SPC	5009	GCCA Plus Scaling Up Pacific	Cross-Cutting	-\$9,622		-
DEMA	SPC	5010	Inform Project SPREP	Cross-Cutting	\$1,947	\$389	\$2,336
DEMA	Japan	10004	GGP 15-16 Solar Water Project	Infrastructure	\$49,063	\$9,813	\$58,876
DEMA	Italy	12003	House hold water-tank Phase II		\$5,721	\$1,144	\$6,865
DEMA	Canada	18001	Solar water distillation system	Infrastructure	\$36,983	\$7,398	\$44,380
DEMA	Canada	18002	Improving Environmental Sustainability in Piloting a Waste	Cross-Cutting	\$14,887	\$2,977	\$17,864
DEMA	GEF	24008	GEF Third National Communications (TNC)	Cross-Cutting	\$6,412	\$1,282	\$7,694
DEMA	GEF	24009	Intended Nationally Determined Contribution	Cross-Cutting	\$28,225	\$5,645	\$33,870
DEMA	GEF	24010	6th National Reporting	Cross-Cutting	\$54,592	\$10,918	\$65,510
DEMA	GEF	24011	Technology Need Assessment	Cross-Cutting	\$6,573	\$1,315	\$7,888
DEMA	GEF	24012	GEF 7 Restoration Project	Cross-Cutting	\$3,817	\$763	\$4,580
DEMA	UNESCO	28009	Weather Sub Stations	Cross-Cutting	\$13,012	\$2,602	\$15,614
DEMA	UNFAO	29001	FAO Food Security Program	Economics	\$5,927	\$1,185	\$7,112
DEMA	UNEP	34001	UNEP - Ozone Depleting Substances	Cross-Cutting	0		-
DEMA	UNEP	34003	REVIEW UPDATE NIP FOR POPS IN NAURU	Cross-Cutting	\$5,625	\$1,125	\$6,750
DEMA	UNEP	34004	National POPs & uPOPs education & awareness	Cross-Cutting	\$3,081	\$616	\$3,697
DEMA	UNEP	34005	HCFC phase-out management plan	Cross-Cutting	\$740	\$148	\$888
DEMA	UNEP	34006	Hydrofluorocarbon Phase-down	Cross-Cutting	0		-
DEMA	UNEP	34007	Promoting Sustainable Transport in Nauru	Infrastructure	\$422	\$84	\$506
DEMA	SPC	34008	Integrated Chemical and Waste Management	Cross-Cutting	\$64,759	\$12,952	\$77,711

Dept Head	Donor Name	Project Code	Project Name	Sector Name	Balance as 30/04/23	Forecast for 2 months	Closing Balance 30/06/23
DEMA	UNEP	34009	Ozone Depleting Substances Inst. Strength 6	Cross-Cutting	\$57,502	\$11,500	\$69,002
DEMA	UNEP	34010	GEF7 Land Restoration Biodiversity Project	Cross-Cutting	\$237,663	\$47,533	\$285,196
Climate Change	NZAID (MFAT)	3703	NEEDS Implementation Project	Infrastructure	\$17,800	\$3,560	\$21,360
Climate Change	NZAID (MFAT)	3704	NEEDS - Loan Scheme 2021	Cross-Cutting	\$329,547	\$65,909	\$395,456
Climate Change	UNDP	6005	SMARTEN	Cross-Cutting	\$28,383	\$5,677	\$34,060
Education	Australia (DFAT)	2306	Sustainable and high-quality workforce to meet future	Social	\$15,330	\$3,066	\$18,396
Education	Australia (DFAT)	2307	Improving quality and access to early years	Social	\$942,637	\$188,527	\$1,131,164
Education	Australia (DFAT)	2308	Improved learning outcomes for all students	Social	\$36,643	\$7,329	\$43,972
Education	Australia (DFAT)	2309	Create a proactive and continually improving education	Social	\$207,816	\$41,563	\$249,379
Education	NZAID (MFAT)	3306	A sustainable and high-quality workforce to meet future need	Social	0		-
Education	NZAID (MFAT)	3307	Improved quality and access to early years, primary and secondary	Social	0		-
Education	NZAID (MFAT)	3308	Improved learning outcomes for all students	Social	0		-
Education	NZAID (MFAT)	3309	Proactive and continually improving education system	Social	0		-
Education	NZAID (MFAT)	3310	COVID19 Education Response Items	Social	0		-
Education	UNESCO	28010	Anti-Bullying in schools	Social	\$15,877	\$3,175	\$19,052
Education	UNESCO	28012	Pilot Enterprising Re-Entry Program Nauru College	Social	\$7,327	\$1,465	\$8,792
Education	UNESCO	28013	Design & Printing	Cross-Cutting	\$1,944	\$389	\$2,333
Finance - Other Payments	ROC Taiwan	1510	TAIWAN COVID-19 Assistance	Social	\$1	0.2	\$1.20
Finance - Other Payments	Australia (DFAT)	2510	Australia COVID-19 Assistance Fund	Social	\$188,773	\$226,528	\$226,528
Finance - Other Payments	Australia (DFAT)	2720	Reverse Osmosis Plant Shed	Infrastructure	0		-
Finance - Other Payments	Australia (DFAT)	2738	Mooring Survey 2021	Infrastructure	0		-
Finance - Other Payments	Australia (DFAT)	2903	Technical Assistance - Nauru Post Office	Economics	0		-
Finance - Other Payments	NZAID (MFAT)	3701	Renewable energy & Training	Infrastructure	\$218,761	\$43,752	\$262,513
Finance - Other Payments	Indonesia	42001	Tug Boat Aid Fund	Infrastructure	\$11,943	\$2,389	\$14,332

Dept Head	Donor Name	Project Code	Project Name	Sector Name	Balance as 30/04/23	Forecast for 2 months	Closing Balance 30/06/23
Fisheries	RFMO	38001	Flag State Enhancement Project	Economics	\$21,781	\$4,356	\$26,137
Fisheries	RFMO	38002	FFA Special Requirements Fund	Economics	\$14,746	\$2,949.20	\$17,695
Fisheries	RFMO	38004	FFA NFRMA Observer Program	Economics	\$821	\$164	\$985
Fisheries	RFMO	38005	Support for VMS	Economics	\$11,925	\$2,385	\$14,310
Fisheries	RFMO	38006	Boarding & Inspection Training	Economics	\$16,024	\$3,205	\$19,229
Fisheries	RFMO	38007	US Treaty Consultation	Economics	\$54,307	\$10,861	\$65,168
Fisheries	RFMO	44001	NFMRA JV Funds	Economics	\$1,222,394	\$244,478.80	\$1,466,872.80
Foreign Affairs	India	19003	India High Commission Office	Cross-Cutting	\$96,620	\$19,324.00	\$115,944.00
Foreign Affairs	UNESCAP	41001	Pacific Climate Change Migration	Cross-Cutting	\$35,659	\$7,131.80	\$42,790.80
Foreign Affairs	NORI	43000	NORI Funds - Annual Administration Payments	Economics	\$208,436	\$41,687.20	\$250,123.20
Health	Australia (DFAT)	2504	Specialists Medical - Visits	Social	0	\$0.00	\$0.00
Health	Australia (DFAT)	2509	Staff Training	Social	0	\$0.00	\$0.00
Health	Australia (DFAT)	2526	Acute Ward Fit Out	Infrastructure	\$193,261	\$38,652.20	\$231,913.20
Health	Fred Hollows	13001	Trachoma research project	Social	\$8,834	\$1,766.80	\$10,600.80
Health	Palladium	15001	Wellness Centre & Community Health	Social	\$4,443	\$888.60	\$5,331.60
Health	WHO	25002	HIV/STI (2021-2023) - Global Fund	Social	\$4,984	\$996.80	\$5,980.80
Health	UNICEF	33003	Expanded Program on Immunizations	Social	\$17,958	\$3,591.60	\$21,549.60
Health	WHO	37006	NCD Management activities	Social	\$17	\$3.40	\$20.40
Health	WHO	37007	Neglected Tropical Disease (MDA)	Social	\$5,996	\$1,199.20	\$7,195.20
Health	WHO	37010	NCD Multi-sectoral Taskforce	Social	\$94	\$18.80	\$112.80
Health	WHO	37011	Antibiotic Awareness 2020	Social	\$2,470	\$494.00	\$2,964.00
Health	WHO	37510	COVID19 Community Engagement Plan	Social	0	\$0.00	\$0.00
ICT	ROC Taiwan	1004	Fiber Optics Local Connectivity Project	Infrastructure	\$63,754	\$12,750.80	\$76,504.80
Media Bureau	Australia (DFAT)	2737	2021 Digital Project	Infrastructure	\$4,851	\$970.20	\$5,821.20
Ministerial	India	40001	Seawall Project	Cross-Cutting	\$18,101	\$3,620.20	\$21,721.20
Sports	Australia (DFAT)	2201	Review and Design for Epon Keramen	Social	\$0	\$0.00	\$0.00
Sports	Australia (DFAT)	2202	Community Sports Outreach Program	Social	\$0	\$0.00	\$0.00
Sports	Australia (DFAT)	2203	Renovation of Sporting Facilities Across Nauru	Social	\$0	\$0.00	\$0.00
Women's Affairs	UNICEF	33001	Child Protection Legislation	Social	\$0	\$0.00	\$0.00
<b>Total</b>					<b>\$4,624,511.00</b>	<b>\$1,114,212.80</b>	<b>\$5,560,956.60</b>